



INTRODUCTION MANUAL

FAN

VENTILATUR

VENTILATOR

VENTILATION



MODEL:824-011V70

MADE IN CHINA
TOWER FAN,220-240V,50Hz

NOTE: Please read the manual carefully before using

IMPORTANT SAFETY INSTRUCTIONS



When using electric devices, basic safety precautions must be observed. To avoid the risk of burns, electric shocks, fire, and/or personal injury, please read the instruction manual carefully before using the device, and observe all of the instructions during the operation of the device.

Store this manual carefully for further use. Please include this manual when transferring the device to a third party.



GENERAL GUIDELINES

- Electronic devices are not toys! Keep children away from the device!
- Only use the devices for its intended purpose.
- The device is only suitable for use in private households and not for commercial use.
- Do not leave the device unsupervised while in use or connected to the mains.
- Switch off the device if it is not in use, in the event of malfunctions and for cleaning, and also remove the power plug.
- Do not carry the device by the power cord.
- Keep the device clean and dust-free.
- Never use the device outdoors.
- Check the device regularly for signs of visible damage. Do not use the device if you have determined damage, if the device has fallen down or if it does not function properly. Do not attempt to repair the device yourself.
- Repairs are only allowed to be carried out by qualified specialists.
- The power point must be located near to the device so that the plug can be removed easily in an emergency.



HAZARDS DUE TO ELECTRIC CURRENT

- The voltage stated on the name plate of the device must agree with the voltage of your mains electricity network.

- Only connect the device to a power socket that has been installed properly. Do not use a power strip or an extension cable.
- Never operate the device using a timer or another remote control device.
- Never touch the device, the power cable and the plug with damp or wet hands or if you are standing on wet ground.
- Do not place the power cord in the sink.
- Do not immerse in water.
- Immersing the device in water or other fluids leads to a risk to life of electric shock!
- Keep the device, the power cable and plug away from hot surfaces, naked flames, direct sunlight and sharp edges. When using the device make sure that the cable is not jammed (e.g. in doors).
- When you pull the plug out of the power socket, always pull on the plug and never on the cable.
- If the power cable of this device is damaged it has to be replaced by a correspondingly qualified person to prevent hazards. The same applies to the plug.
- For additional protection the installation in the bathroom circuit of a residual current device (RCD) with a rated tripping current of no more than 30 mA is recommended. Please consult an authorized electrician in this regard.



HAZARDS TO PEOPLE

- These devices can be used by children aged 8 years and above and by people with reduced physical, sensory or mental capabilities or a lack of experience and/or knowledge, if they are supervised or instructed in the safe use of the product and understand the hazards involved. Children must not play with the appliance.
- Cleaning and maintenance of the product must not be performed by children.
- Children do not recognize the hazards which can arise when handling electrical devices. Keep children away from the device. Pay particular attention when using the device if children are in the vicinity!

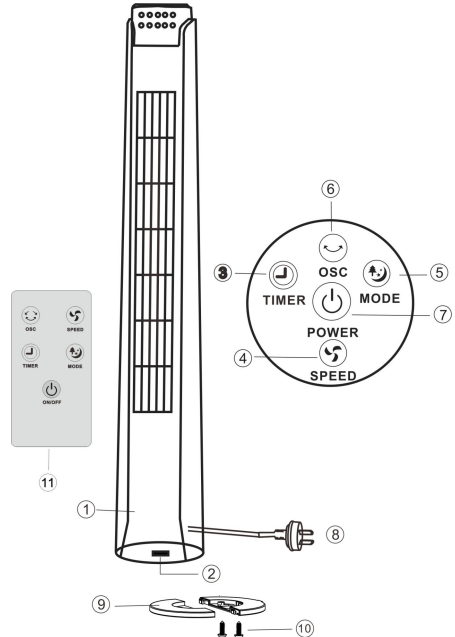
- Keep the packaging materials such as plastic bags and polystyrene parts out of the reach of children. Danger of suffocation!
- When laying the cable make sure that it cannot become a tripping hazard.
 - Make sure that the device itself cannot be tripped over.

ARTICLE-SPECIFIC HAZARDS

- Make sure that the device isn't dirty and that it is assembled correctly
- Never operate the appliance on uneven surfaces or in the vicinity of steps. Avoid tipping the device over when it is in use (e.g. if there are borders on the floor).
- The pedestal fan may only be used, if it is fully assembled. Check all screw / plug connections at regular intervals. Re-tighten loose screws and ensure that plug connections are properly adjusted.

OVERVIEW OF APPLIANCE

1. Body
2. Motor
3. Timer
4. Speed
5. Mode
6. Oscillation
7. ON/OFF
8. Power plug
9. Stand
10. Screws
11. Remote control



ASSEMBLING THE STAND

1. Place fan body on a flat surface. Loosen the base lock by turning it anti-clockwise. (Fig.1)
2. After loosening the back lock, no need to take it out from the power cord. Just leave some space for the base parts. (Fig 2)
3. Put the base parts together by placing the power cord in middle of base hole. (Fig 3)
- Place the base on the bottom of fan. Fit the base in the two fix points. Then tighten the base lock by turning it clockwise. (Fig 4)

Fig. 1:



Fig. 2:



Fig. 3:



Fig. 4:






HANDLING THE APPLIANCE


TIMER FUNCTION (0.5 - 7.5 HOURS)

- Turn the *timer* (3) to the desired time period (0.5-7.5 Hours) and select the desired fan speed by pressing the appropriate *power setting* (4).
- The appliance will turn on.
- It will now remain in operation until the selected period of time runs out.
- If the *timer runs over* , the device will turn off.


OSCILLATION FUNCTION

- The oscillation function can be used with or without the timer function.
- By pressing the *oscillation button*  (6) you can start the oscillation function.
- The oscillation function can only be started if the fan is in operation. If the *oscillation button*  (6) is pressed, the fan will swivel from left to right and back again.
- To stop this, press the *oscillation button*  (6) again. The fan will remain in its current position.

SPEED FUNCTION

- The speed function can be adjusted from Low-Mid-High.
- By pressing the *speed button*  (4) you can choose the fan speed.

MODE FUNCTION

- The mode function can be choose NORMAL / SLEEP / NATURE.
- By pressing the *speed button*  (5) you can choose the fan mode.
- The default mode is NORMAL, and the SLEEP/NATURE mode with the indicator be light up.

REMOTE CONTROL

- All the function above can be setting by remote control

CLEANING AND MAINTENANCE

Before cleaning the appliance always disconnect the power plug from the receptacle.

- The appliance, the power cord and the power plug should not be immersed in water or other liquids when you are cleaning them. Clean them with a dry cloth.
- If it is very dirty, the outside of the appliance can be wiped carefully with a moist cloth and then dried carefully. Make sure that no moisture penetrates into the interior of the appliance.
- Do not use any harsh cleaners, steel brushes, scouring powder or other hard objects to clean the appliance as these can cause scratches on the surfaces.
- Clean the appliance regularly.
- Never use solvents, benzene or oil-based cleaners as these can damage the housing.
- Re-tighten visible screw connections on the appliance regularly in order to ensure that the device is functioning properly.

- Keep the device, the power cable and plug away from hot surfaces, naked flames, direct sunlight and sharp edges. When using the device make sure that the cable is not jammed (e.g. in doors).
- When you pull the plug out of the power socket, always pull on the plug and never on the cable.
- If the power cable of this device is damaged it has to be replaced by a correspondingly qualified person to prevent hazards. The same applies to the plug.
- For additional protection the installation in the bathroom circuit of a residual current device (RCD) with a rated tripping current of no more than 30 mA is recommended. Please consult an authorized electrician in this regard.

HAZARDS TO PEOPLE

- These devices can be used by children aged 8 years and above and by people with reduced physical, sensory or mental capabilities or a lack of experience and/or knowledge, if they are supervised or instructed in the safe use of the product and understand the hazards involved. Children must not play with the appliance.
- Cleaning and maintenance of the product must not be performed by children.
- Children do not recognize the hazards which can arise when handling electrical devices. Keep children away from the device. Pay particular attention when using the device if children are in the vicinity!
- Keep the packaging materials such as plastic bags and polystyrene parts out of the reach of children. Danger of suffocation!

- When laying the cable make sure that it cannot become a tripping hazard.

DISPOSAL



Used electric household devices

1. If you do not want to use your electrical appliance any longer, return it free of charge to a recycling depot for used electric appliances.
2. Used electric devices do not belong in the household garbage (see symbol).

Further disposal instructions

4. Return the electrical appliance in such a condition that its later re-use or recycling is not adversely affected. Batteries must be removed in advance and the destruction of parts which contain fluids must be avoided.
5. Electrical appliances can contain harmful substances. Improper handling or damage to the appliance can lead to health problems or water or ground contamination, when the appliance is recycled later.

UK

If you have any questions, please contact our customer care center.

Our contact details are below:



0044-800-240-4004



enquiries@mhstar.co.uk

IMPORTER ADDRESS:

MH STAR UK LTD
Unit 27, Perivale Park,
Horsenden lane South
Perivale, UB6 7RH
MADE IN CHINA

DE

Wenn Sie Fragen haben, wenden Sie sich bitte an unser Kundendienstzentrum.

Unsere Kontaktdaten stehen unten:



0049-0(40)-88307530



service@aosom.de

ADRESSE DES IMPORTEURE:

MH Handel GmbH
Wendenstraße 309
D-20537 Hamburg
Germany
IN CHINA HERGESTELLT

ES

Si tiene alguna pregunta, comuníquese con nuestro Centro de Atención al Cliente.

Nuestros datos de contacto son los siguientes:



0034-931294512



atencioncliente@aosom.es

IMPORTADOR:

SPANISH AOSOM, S.L.
C/ ROC GROS, Nº 15. 08550, ELS HOSTALETES DE
BALENYÀ, SPAIN.
B66295775
WWW.AOSOM.ES
ATENCIONCLIENTE@AOSOM.ES
TEL: 931294512
HECHO EN CHINA

PT

Se tiver alguma dúvida, por favor contacte o nosso Centro de Atendimento ao Cliente.

Os nossos dados de contacto são os seguintes:



0034-931294512



info@aosom.pt.

IMPORTADOR:

SPANISH AOSOM, S.L
C.ROC GROS N.15, 08550. ELS HOSTALETES DE BALENYÀ
TEL: 931294512 (SEG-SEX DAS 7:30H ÀS 16:30H)
INFO@AOSOM.PT
WWW.AOSOM.PT

FR

Si vous avez la moindre question, veuillez contacter notre centre d'assistance à la clientèle.

Nos coordonnées sont les suivantes:



0033-1-84166106



aosom@mhfrance.fr

Importé par:

MH France
2, rue Maurice Hartmann
92130 Issy-les-Moulineaux
France
Fabriqué en Chine

IT

In caso di dubbio, si prega di contattare il nostro centro assistenza clienti.

I nostri dettagli di contatto sono di seguito:



0039-0249471447



clienti@aosom.it

IMPORTATO DA:

AOSOM Italy srl
Centro Direzionale Milanofiori
Strada 1 Palazzo F1
20057 Assago (MI)
P.I.: 08567220960
FATTO IN CINA