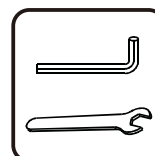

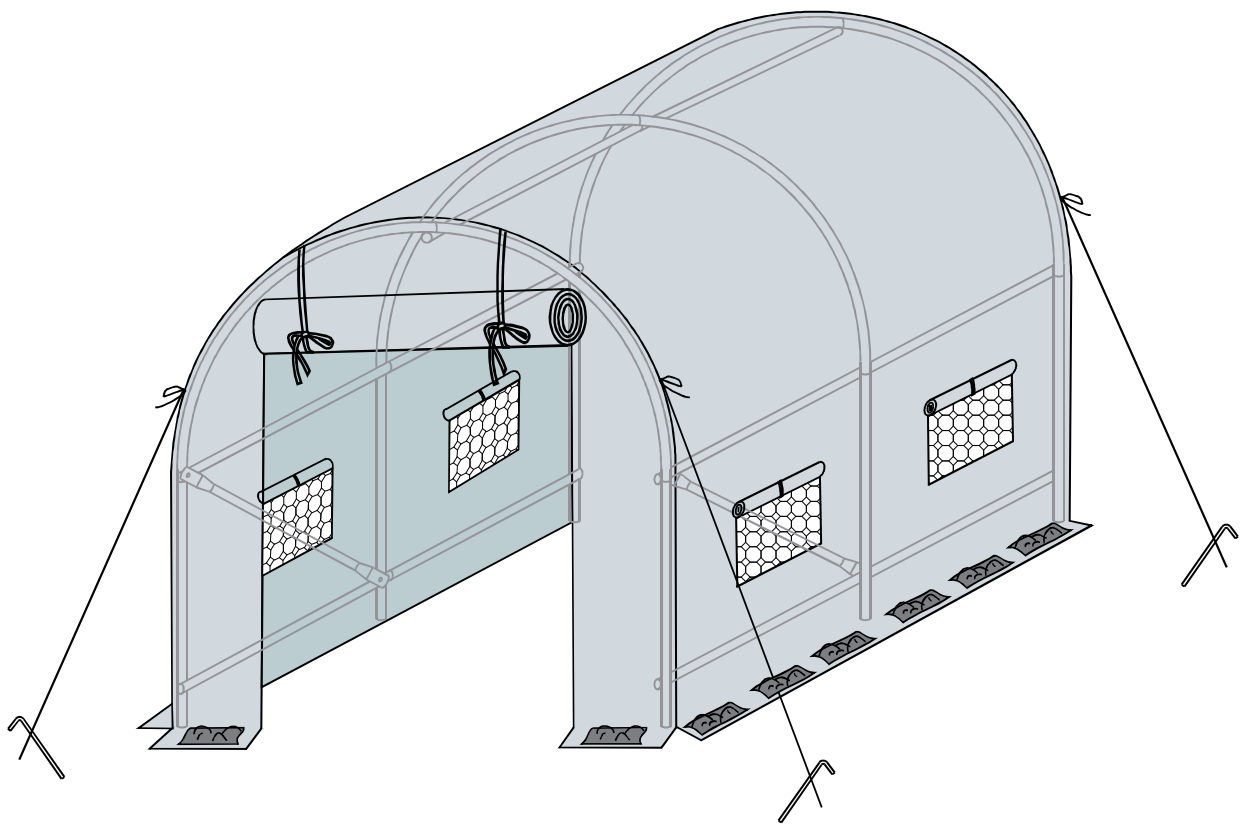




IN221200316V01_GL

01-0456_845-071_845-014V01

84H-191V00



Tools Recommended

EN_IMPORTANT, RETAIN FOR FUTURE REFERENCE: READ CAREFULLY.

FR_IMPORTANT: A LIRE ATTENTIVEMENT ET À CONSERVER POUR CONSULTATION ULTÉRIEURE.

ES_IMPORTANTE, LEA Y GUARDE PARA FUTURAS REFERENCIAS.

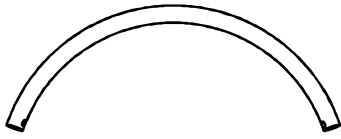
PT_IMPORTANTE, RETER PARA REFERÊNCIA FUTURA: LEIA ATENTAMENTE.

DE_WICHTIG! SORGFÄLTIG LESEN UND FÜR SPÄTER NACHSCHLAGEN AUFBEWAHREN.

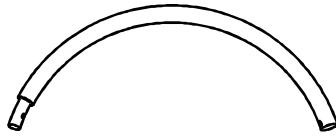
IT_IMPORTANTE! CONSERVARE IL PRESENTE MANUALE PER FUTURO RIFERIMENTO E LEGGERLO ATTENTAMENTE.

PARTS


1 x 3




2 x 3




3 x 6




4 x 5



5 x 5



6 x 2




HARDWARE

A x 10




B x 4




C x 4



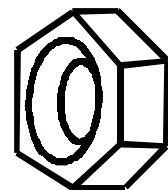
D x 1



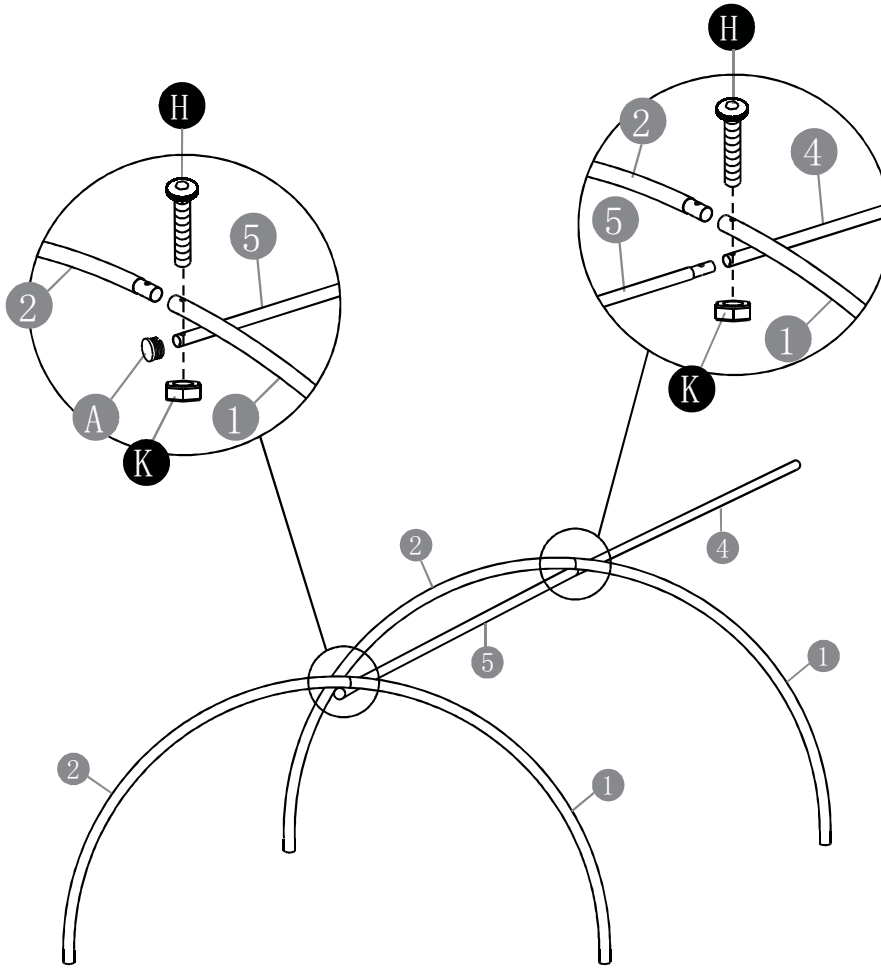
H x 15
M6*45
+1(spare)



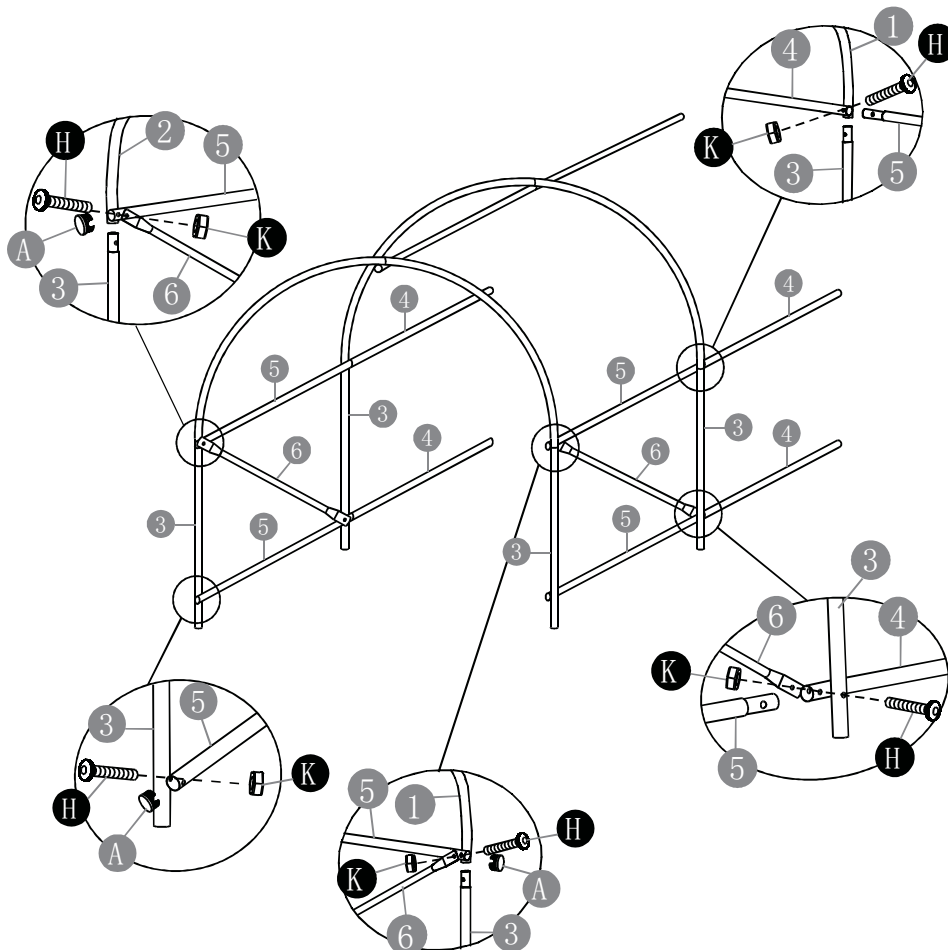
K x 15
+1(spare)



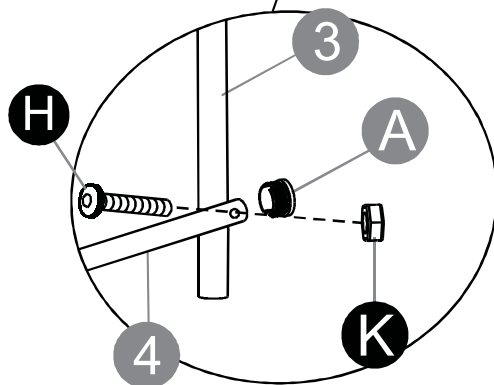
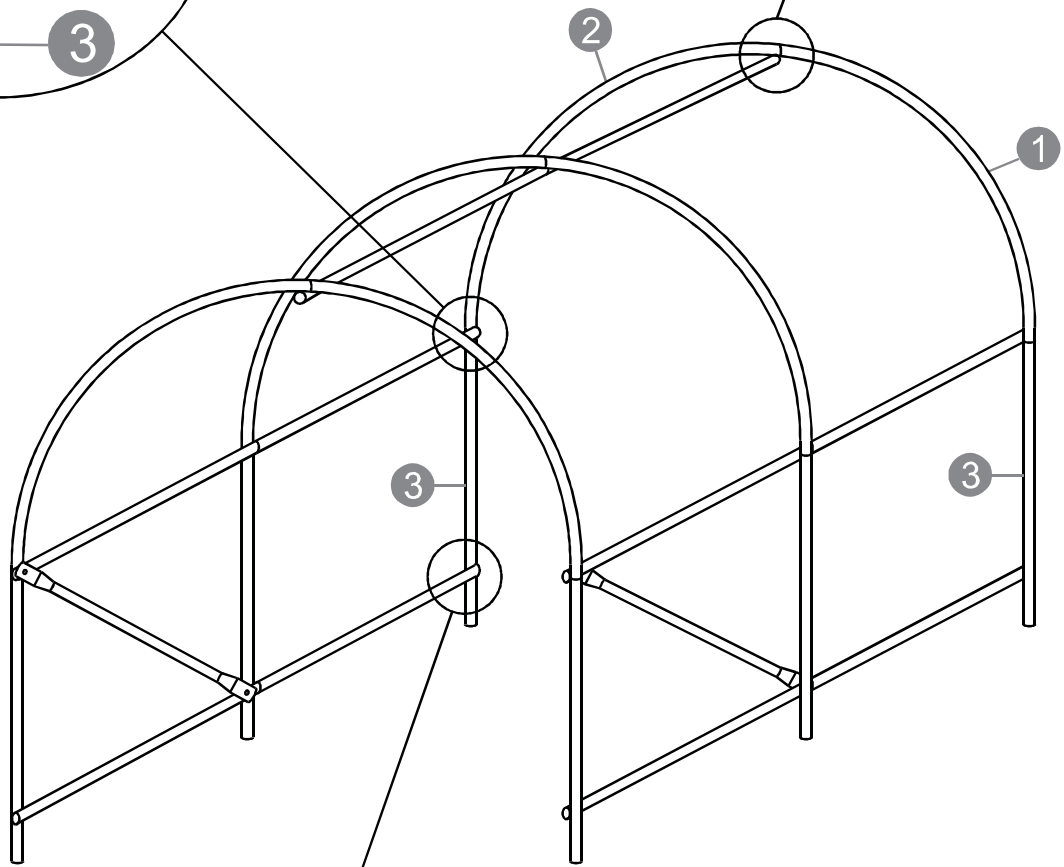
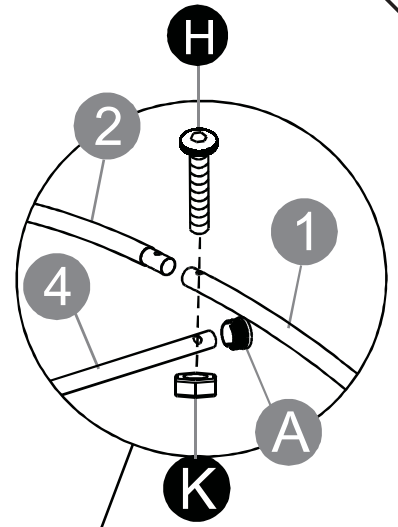
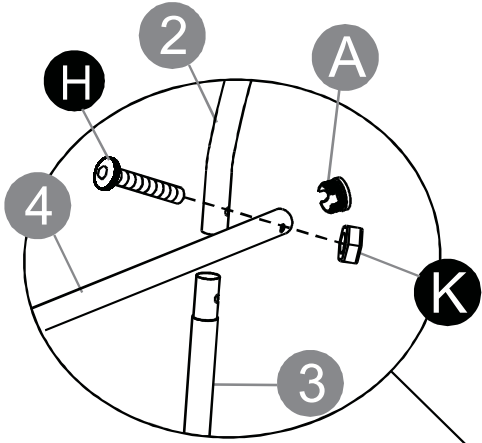
- 1 x2
- 2 x2
- 4 x1
- 5 x1
- A x1
- H x2
- K x2

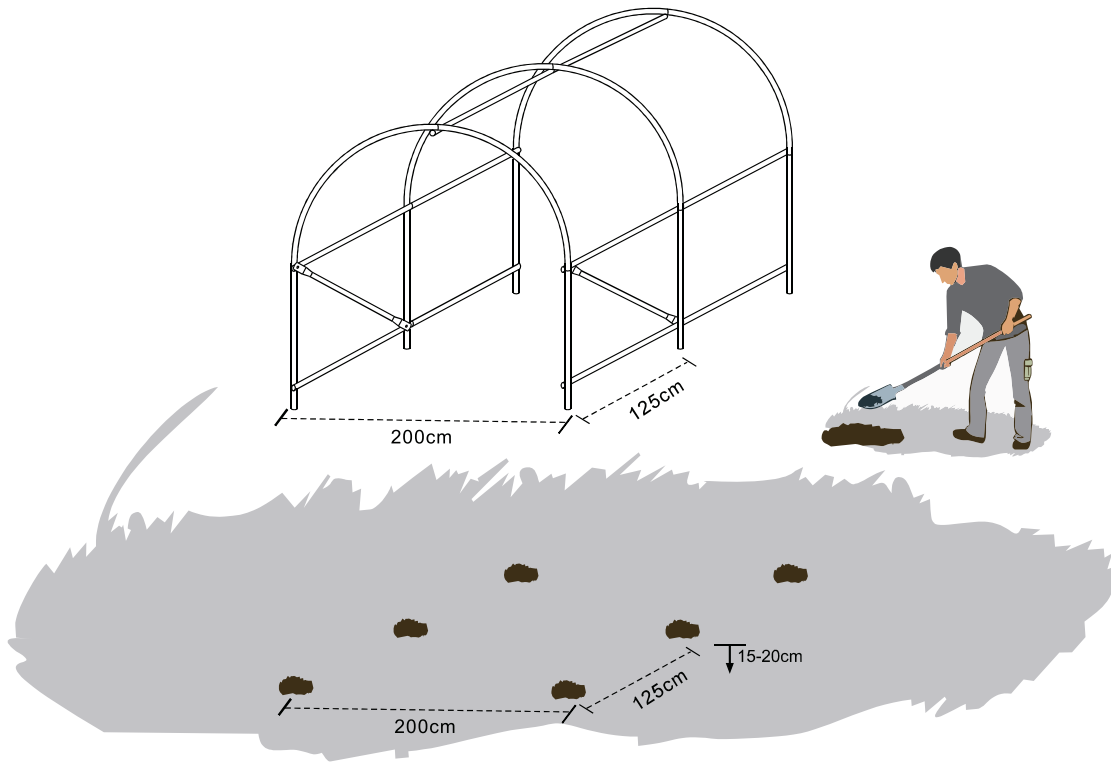


- 3 x4
- 4 x4
- 5 x4
- 6 x2
- A x4
- H x8
- K x8



- 1 x1
- 2 x1
- 3 x2
- A x5
- H x5
- K x5





EN : Dig holes in the grass according to the spacing between the poles, with a depth of 15-20cm.

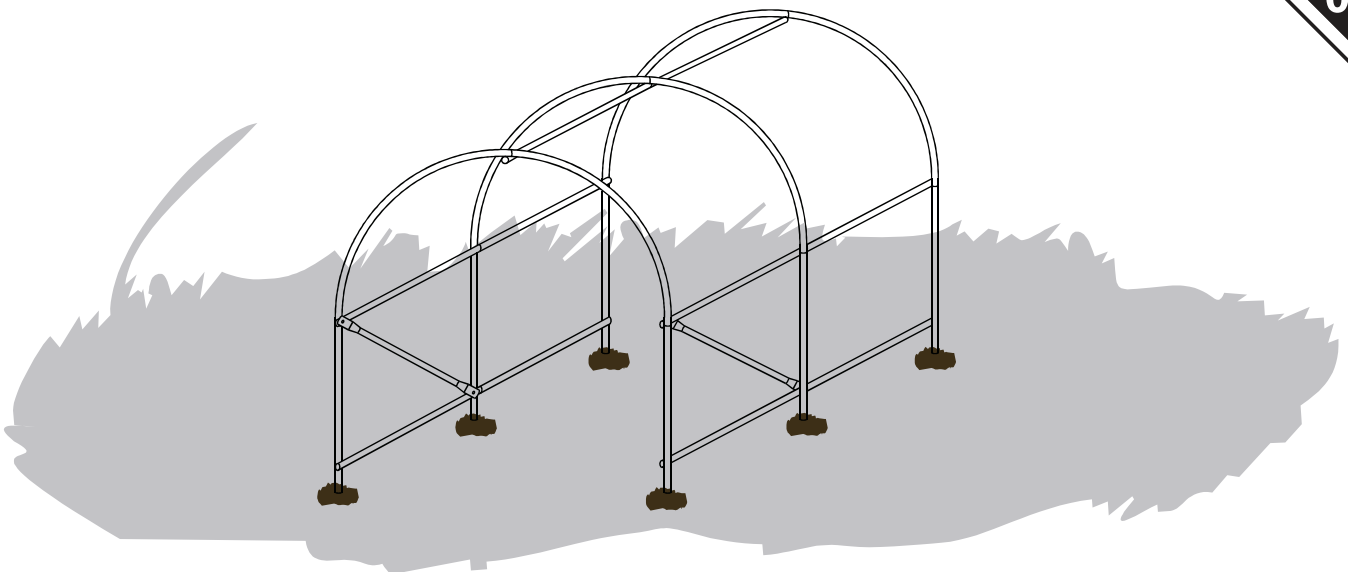
FR : Creuser des trous dans l'herbe en fonction de l'espace entre les piquet, d'une profondeur de 15 à 20 cm.

ES : Penetre agujeros en la césped de acuerdo con el espacio entre los los postes, la profundidad de los agujeros puede ser 15-20 cm.

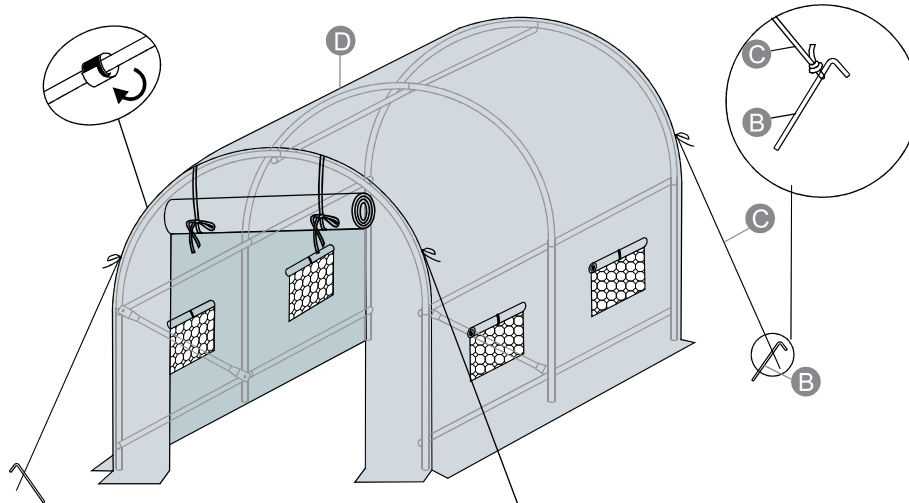
PT : Cavar buracos na relva de acordo com o espaçamento entre os postes, com uma profundidade de 15-20cm.

DE : Graben Sie Löcher im Gras entsprechend dem Abstand zwischen den Pfosten, mit einer Tiefe von 15-20 cm.

IT : Scavare buche nell'erba in base alla distanza effettiva tra i pali, con una profondità di 15-20 cm.



- B x4
- C x4
- D x1



EN Be sure to always secure this greenhouse with rope attached to ground nail when in use

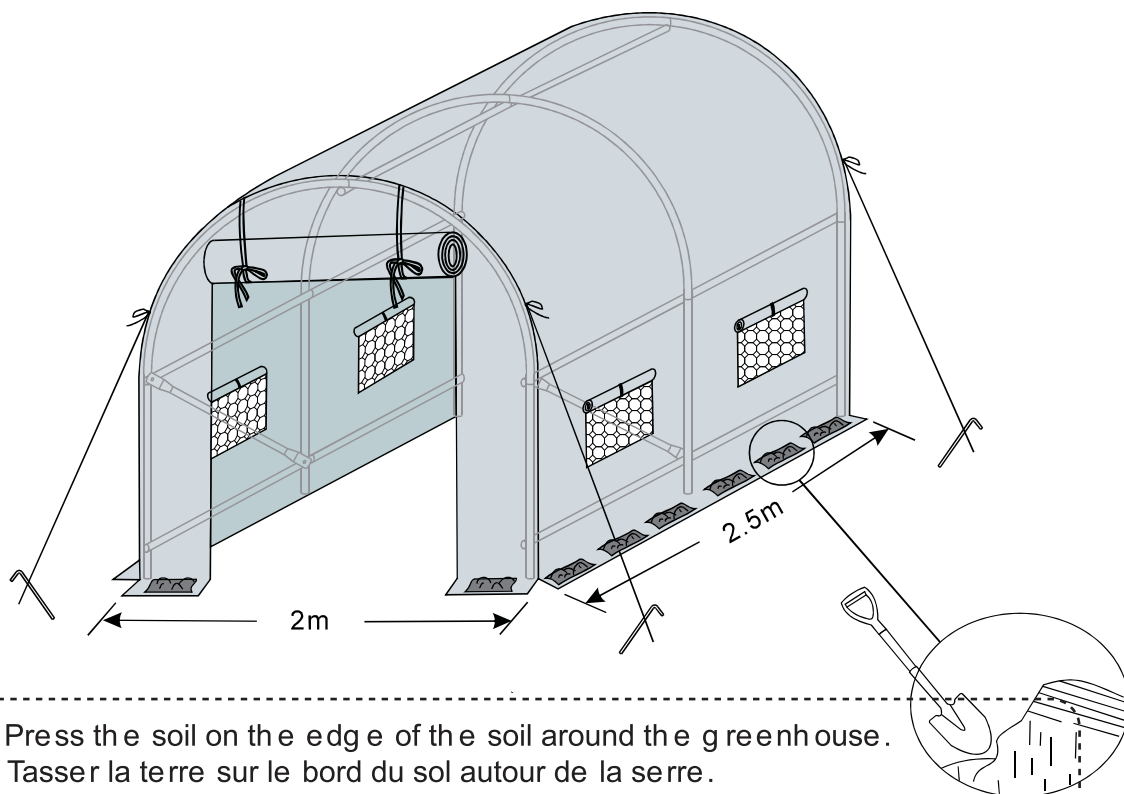
FR Assurez-vous toujours de sécuriser cette serre avec une corde attachée à un piquet de sol lorsque vous l'utilisez.

ES Asegúrese de atar las cuerdas a los clavos de tierra para fijar este invernadero cuando esté en uso.

PT Durante o uso, por favor, não se esqueça de prender a estufa amarrando a corda a uma estaca no chão.

DE Bitte befestigen Sie das Seil bei der Verwendung des Gewächshauses an den Heringen, um es zu fixieren.

IT Per garantire la sicurezza durante l'uso, fissare sempre la serra al terreno utilizzando una corda agganciata ad un picchetto infisso nel terreno.



EN Press the soil on the edge of the soil around the greenhouse.

FR Tasser la terre sur le bord du sol autour de la serre.

ES Presione el suelo en el borde de tierra alrededor del invernadero.

PT Pressionar o solo na borda do solo em redor da estufa.

DE Drücken Sie die Erde am Rand des Bodens um das Gewächshaus herum an.

IT Premere il terreno sul bordo attorno alla serra.

If you have any questions, please contact our customer care center, Our contact details are below:

US

 001-877-644-9366

 customerservice@aosom.com

Imported by Aosom LLC
27150 SW Kinsman Rd Wilsonville, OR 97070 USA
MADE IN CHINA

Wenn Sie Fragen haben, wenden Sie sich bitte an unser Kundendienstzentrum, Unsere Kontaktdaten stehen unten:

DE


 0049-0(40)-88307530

 service@aosom.de

ADRESSE DES IMPORTEURE/Hersteller/REP:
MH Handel GmbH
Wendenstraße 309
D-20537 Hamburg
Germany
IN CHINA HERGESTELLT

If you have any questions, please contact our customer care center, Our contact details are below:


CA

 416-792-6088

 customerservice@aosom.ca

Imported by Aosom Canada Inc.
7270 Woodbine Avenue, Unit 307, Markham,
Ontario Canada L3R 4B9
MADE IN CHINA

Si vous avez la moindre question, veuillez contacter notre centre d'assistance à la clientèle, Nos coordonnées sont les suivantes:


 416-792-6088

 customerservice@aosom.ca

Importé par Aosom Canada Inc.
7270 Woodbine Avenue, unité 307,
Markham, Ontario Canada L3R 4B9
FABRIQUÉ EN CHINE

In caso di dubbio, si prega di contattare il nostro centro assistenza clienti, I nostri dettagli di contatto sono di seguito:

IT


 0039-0249471447

 clienti@aosom.it

IMPORTATO DA/Produttore/REP:
AOSOM Italy srl
Centro Direzionale Milanofiori
Strada 1 Palazzo F1
20057 Assago (MI)
P.I.: 08567220960
FATTO IN CINA

Si tiene alguna pregunta, comuníquese con nuestro Centro de Atención al Cliente, Nuestros datos de contacto son los siguientes:

ES

 0034-931294512

 atencioncliente@aosom.es

IMPORTADOR/Fabricante/REP:
SPANISH AOSOM, S.L.
C/ROC GROS, N°15.08550, ELS HOSTALETES DE
BALENYÀ, SPAIN.
B66295775
HECHO EN CHINA

If you have any questions, please contact our customer care center, Our contact details are below:

UK


 0044-800-240-4004

 enquiries@mhstar.co.uk

IMPORTER ADDRESS:
MH STAR UK LTD
Unit 27, Perivale Park,
Horsenden lane South
Perivale, UB6 7RH
MADE IN CHINA

Se tiver alguma dúvida, por favor contacte o nosso Centro de Atendimento ao Cliente, Os nossos dados de contacto são os seguintes:

PT


 0034-931294512

 info@aosom.pt.

IMPORTADOR/Fabricante/REP:
SPANISH AOSOM, S.L.
C.ROC GROS N.15, 08550. ELS HOSTALETES DE
BALENYÀ
FEITO NA CHINA

Si vous avez la moindre question, veuillez contacter notre centre d'assistance à la clientèle, Nos coordonnées sont les suivantes:

FR

 0033-1-84166106

 aosom@mhfrance.fr

Importé par/Fabricant/REP:
MH FRANCE
2 Rue Maurice Hartmann
92130 Issy Les Moulineaux
France
FABRIQUÉ EN CHINE



FR

**DONNEZ
OU
RECYCLEZ**



ASSOCIATION

OU



LIVRAISON

OU



DÉCHÈTERIE

Adresses sur quefairedemesdechets.fr