

# PawHut

IN231100549V01\_GL

**D51-424V00**



**EN\_IMPORTANT, RETAIN FOR FUTURE REFERENCE: READ CAREFULLY.**

**FR\_IMPORTANT: A LIRE ATTENTIVEMENT ET À CONSERVER POUR CONSULTATION ULTÉRIEURE.**

**ES\_IMPORTANTE, LEA Y GUARDE PARA FUTURAS REFERENCIAS.**

**PT\_IMPORTANTE, RETER PARA REFERÊNCIA FUTURA: LEIA ATENTAMENTE.**

**DE\_WICHTIG! SORGFÄLTIG LESEN UND FÜR SPÄTER NACHSCHLAGEN AUFBEWAHREN.**

**IT\_IMPORTANTE! CONSERVARE IL PRESENTE MANUALE PER FUTURO RIFERIMENTO E LEGGERLO ATTENTAMENTE.**

US\_CA



**EN**\_Do not confuse similar screws. Do not tighten bolts fully until all parts are connected!  
**FR**\_Ne pas confondre des vis similaires. Ne serrez pas les boulons à fond tant que toutes les pièces ne sont pas connectées!


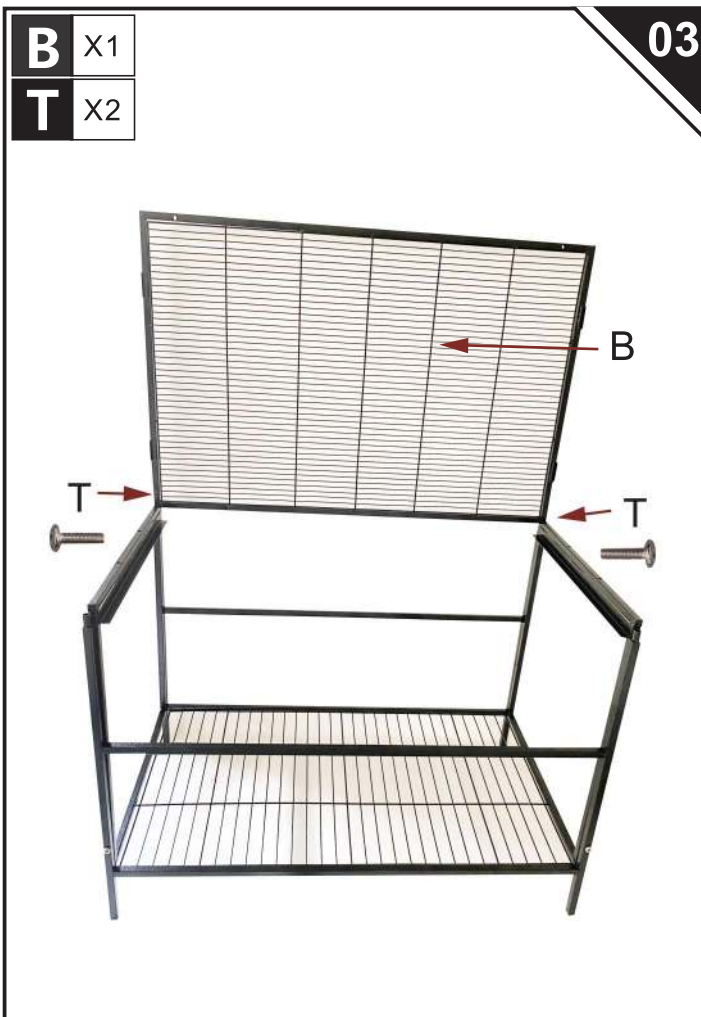


**ES**\_No confunda tornillos similares. No apriete los tornillos completamente hasta que todas las partes están conectadas!

**PT**\_Não confundir parafusos semelhantes. Não apertar completamente os parafusos até que todas as peças estejam encaixadas!

**DE**\_Verwechseln Sie ähnliche Schrauben nicht. Ziehen Sie die Schrauben erst fest an, wenn alle Teile verbunden sind!

**IT**\_Non confondere le viti simili. non serrare completamente i bulloni fino a tutte le parti non sono ancora collegate!

NOTE





<b>C</b>	X2
<b>R</b>	X6
<b>S</b>	X6

05

06

<b>D</b>	X1
<b>R</b>	X4
<b>S</b>	X6

D

07

**T** X4

OK

08

This diagram illustrates the fourth step of assembly. It shows a black wire cage with two levels. Four screws, labeled 'T', are being inserted into the top corners of the cage's upper frame. Red arrows point from the screws to the top corners. An inset image on the left, labeled 'OK', shows a close-up of a clear plastic water bottle with a green cap and blue band, secured to the cage's frame with a screw.

**H<sub>1</sub>** X2  
**H<sub>2</sub>** X2

09

This diagram illustrates the ninth step of assembly. It shows the cage from a rear perspective. Two casters, labeled 'H1', are being attached to the bottom corners of the cage's base. Two additional casters, labeled 'H2', are being attached to the bottom corners of the lower tray. Red arrows point from the labels to the casters.

**J** X1  
**I** X6

10

This diagram illustrates the tenth step of assembly. It shows the cage with a black plastic tray being inserted into the lower section. The tray is labeled 'J'. Six clips, labeled 'I', are used to secure the tray to the cage's frame. Red arrows point from the labels to the clips and the tray.



- M** X1
- K** X1
- N** X1
- O** X1
- P** X4
- L** X2



If you have any questions, please contact our customer care center.

**US**

Our contact details are below:

 001-877-644-9366


 customerservice@aosom.com

Imported by Aosom LLC  
27150 SW Kinsman Rd Wilsonville, OR 97070 USA  
MADE IN CHINA

Si tiene alguna pregunta, comuníquese con nuestro Centro de Atención al Cliente.

**ES**

Nuestros datos de contacto son los siguientes:

 0034-931294512


 atencioncliente@aosom.es

IMPORTADOR:  
SPANISH AOSOM, S.L.  
C/ ROC GROS, Nº 15. 08550, ELS HOSTALETES DE BALENYÀ, SPAIN.  
B66295775  
WWW.AOSOM.ES  
HECHO EN CHINA

If you have any questions, please contact our customer care center.

**CA**

Our contact details are below:


 416-792-6088

 customerservice@aosom.ca

Imported by Aosom Canada Inc.  
7270 Woodbine Avenue, Unit 307, Markham,  
Ontario Canada L3R 4B9  
MADE IN CHINA

Si vous avez la moindre question, veuillez contacter notre centre d'assistance à la clientèle.

Nos coordonnées sont les suivantes:

 416-792-6088

 customerservice@aosom.ca

Importé par Aosom Canada Inc.  
7270 Woodbine Avenue, unité 307,  
Markham, Ontario Canada L3R 4B9  
Fabriqué en Chine

Se tiver alguma dúvida, por favor contacte o nosso Centro de Atendimento ao Cliente.

**PT**

Os nossos dados de contacto são os seguintes:

 0034-931294512 (SEG-SEX DAS 7:30H ÀS 16:30H)

 info@aosom.pt.

IMPORTADOR:  
SPANISH AOSOM, S.L  
C.ROC GROS N.15, 08550. ELS HOSTALETES DE BALENYÀ  
WWW.AOSOM.PT

Wenn Sie Fragen haben, wenden Sie sich bitte an unser Kundendienstzentrum.

**DE**

Unsere Kontaktdaten stehen unten:

 0049-0(40)-88307530  service@aosom.de

ADRESSE DES IMPORTEURE:

MH Handel GmbH  
Wendenstraße 309  
D-20537 Hamburg  
Germany  
IN CHINA HERGESTELLT

If you have any questions, please contact our customer care center.

**UK**

Our contact details are below:

 0044-800-240-4004

 enquiries@mhstar.co.uk

IMPORTER ADDRESS:  
MH STAR UK LTD  
Unit 27, Perivale Park,  
Horsenden lane South  
Perivale, UB6 7RH  
MADE IN CHINA

In caso di dubbio, si prega di contattare il nostro centro assistenza clienti.

**IT**

I nostri dettagli di contatto sono di seguito:

 0039-0249471447  clienti@aosom.it

IMPORTATO DA:  
AOSOM Italy srl  
Centro Direzionale Milanofiori  
Strada 1 Palazzo F1  
20057 Assago (MI)  
P.I.: 08567220960  
FATTO IN CINA

Si vous avez la moindre question, veuillez contacter notre centre d'assistance à la clientèle.

**FR**

Nos coordonnées sont les suivantes:  0033-1-84166106  aosom@mhfrance.fr

Importé par: MH France 2, rue Maurice Hartmann 92130 Issy-les-Moulineaux

Fabriqué en Chine

France



Adresses sur [quefairedemesdechets.fr](http://quefairedemesdechets.fr)