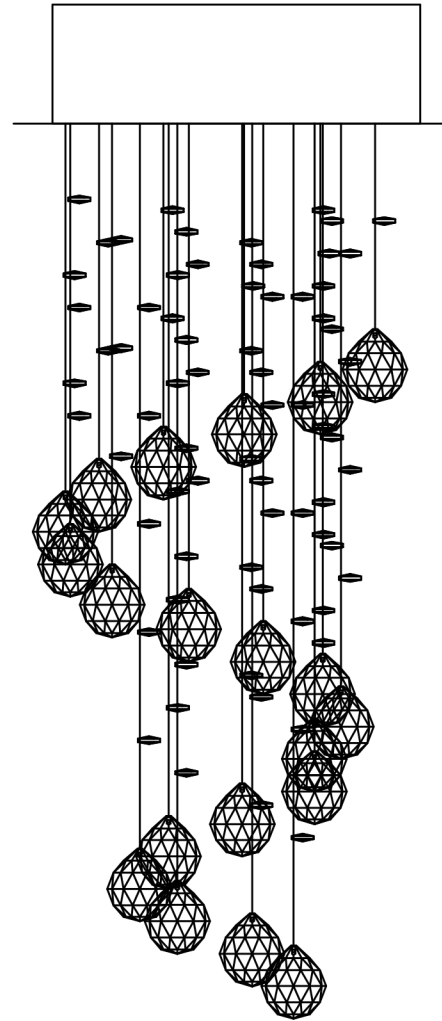
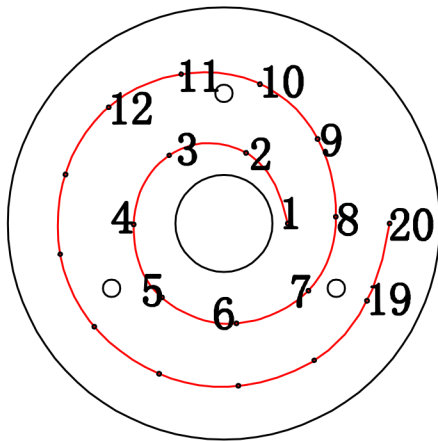
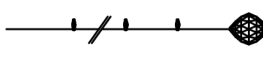
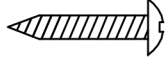
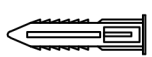




# Assembly/Installation instruction

Model:B31-087



part list		
Part name	QTY	REMARKS
light source	1	bulbs not included
stainless base	1	
	20	
	4	
	4	
	4	
	1	

### Installation requirements:

- 1.Avoid scratching the crystal accessory and the stainless steel base, wear gloves when installing.
- 2.Avoid burning transformer,the lamps must be same wattage.

Installation steps	
step1	Turn off the power, and then mark the hanging holes on the ceiling.
step2	Fix the lamp hanging plate on the expansion in the ceiling with self-tapping screws.
step3	Fix the hanging ceiling board on the lamp hanging plate and tighten the screws on the knob. Hanging the crystal 1-20 one by one. Hang on from inside to outside.
step4	Install the light bulb.
step5	Turn on the power and regulate the lighting.

