

PawHut

INdda001_UK

D01-033



Instructions for pet beauty table

IMPORTANT, RETAIN FOR FUTURE REFERENCE: READ CAREFULLY

ASSEMBLY INSTRUCTION


PRODUCT ASSEMBLY LIST

NO.	PART	QTY
①		1
②		1
③		1
④		1

PRODUCT ASSEMBLY

STEP1

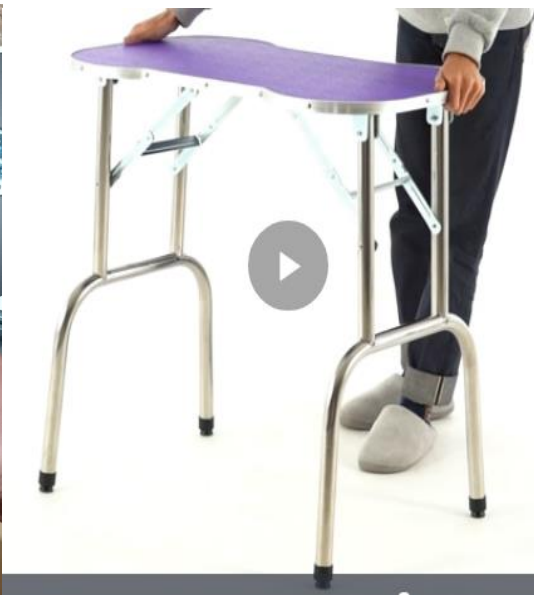
Take out all parts from the packing box and put them in order.



STEP2

Place the legs of the table on the ground, and unfold the legs to both ends to keep the chain buckle and the buckle slot stuck correspondingly; then turn it over and lay the table flat.





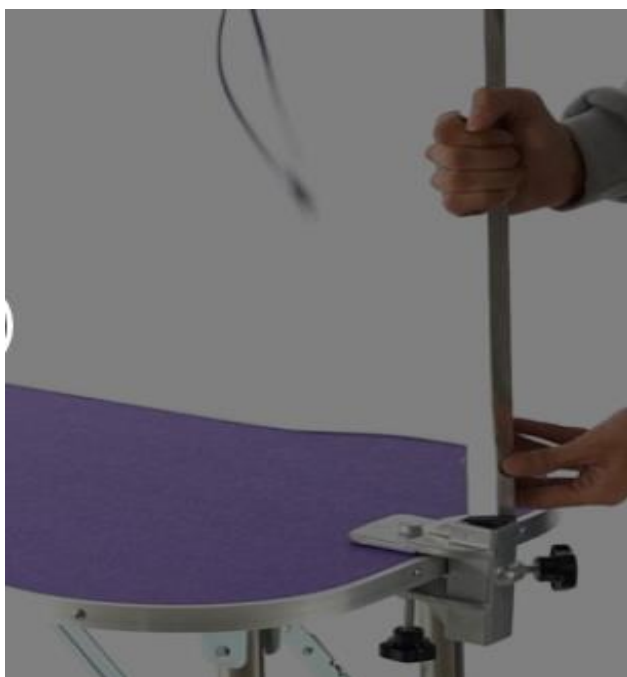
STEP3

Fix the fixture so that the screw pad at the bottom of the fixture is against the table, and then tighten the screws.



STEP4

Install the suspender. After one end of the suspender is penetrated into the clamp opening, adjust the appropriate position of the penetrated part of the suspender, and tighten the locking screw of the clamp opening.



STEP5

Install the mesh storage frame, and hang the hooks at both ends of the storage frame in the middle of the table leg.



STEP6

1. Check whether the table is stable, and fine tune the height of the screw at the bottom of the table foot to make the table stable;
2. Check whether the clamp block is firmly fixed on the table, whether the position is appropriate, and can be adjusted at will before use;
3. Check whether the screws on the upper part of the boom are

tightened, so that the upper extension rod can be extended and used. After selecting the appropriate height or switching the installation of the other end of the extension rod, tighten the screws.



Rotate the fixed



Sturdy Clamp for
pet grooming



Anti-slip scalable
foot pads



NOTICE

1. When assembling, operate step by step to avoid parts damage。
2. When assembling the product, be careful of the chain grip of the table leg.
3. Please use it on a flat hard ground.
4. It is forbidden to bear extra heavy load or climb the product (for reference only: the bearing range of the product is less than 330 pounds).

US



001-877-644-9366
customerservice@aosom.com

CA



001-855-537-6088
customerservice@aosom.ca

UK



0044-800-240-4004
enquiries@mhstar.co.uk

DE



0049-(0)40-88307530
service@aosom.de

FR



0033-1-84166106
contact@aosom.fr

ES



0034-931294512
atencioncliente@aosom.es

IT



0039-0249471447
clienti@aosom.it