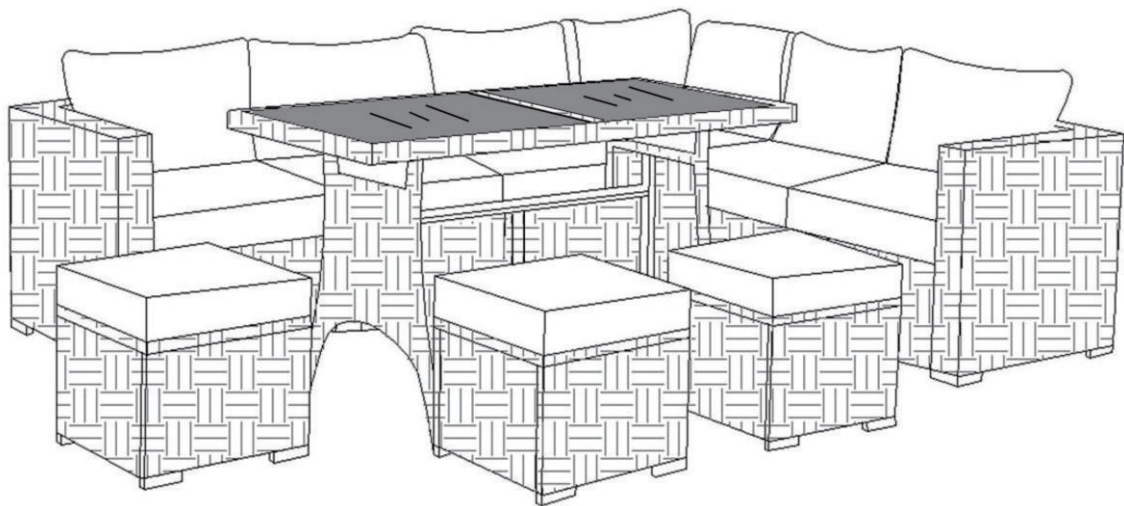




INedc008V02_UK_FR_ES_DE_IT

860-014_860-014V01



IMPORTANT, RETAIN FOR FUTURE REFERENCE: READ CAREFULLY

ASSEMBLY & INSTRUCTION MANUAL

Garden Chairs

IMPORTANT-KEEP THIS INFORMATION FOR YOUR SUBSEQUENT CONSULTATION: READ CAREFULLY

Only for domestic use

Use tips:

- *Put the chair stably on a flat floor.
- *Mount the garden chairs in the shelter of the weather.
- *Stay away from open flames.
- *Don't hang anything in the structure.
- *Avoid the overload at the anchors/structure.
- *It is advised that don't stay on the chairs when there is a storm.
- *It is recommended to protect in case of strong wind or rain and in your absence.

Precautions before assembly:

- *Prepare a clean and dry mounting area.
- *Verify that the product is not damaged.
- *Check that none of the pieces are missing.

Maintenance:

- *Clean with a soft fabric.
- *Regularly remove leaves and / or water collected on the canvas.
- *Check the chair regularly.

Storage conditions:

*The fabric should be stored completely dry, in a clean and dry place to avoid the risks of mold.

Caution with the risks of pinching or cuts during assembly.

The manufacturer declines all responsibility in case of damages due to a bad installation or due to weather.

Importer

MH STAR UK LTD
Unit 27, Perivale Park,
Horsenden lane South
Perivale, UB6 7RH
<https://www.aosom.co.uk>
Made in China

Chaises de jardin

IMPORTANT - CONSERVEZ CES INFORMATIONS POUR VOTRE CONSULTATION ULTÉRIEURE: LISEZ ATTENTIVEMENT

Seulement pour usage domestique

Conseils:

- * Placez la chaise de manière stable sur un sol plat.
- * Installez les chaises de jardin à l'abri des intempéries.
- * Restez à l'écart des flammes ouvertes.
- * Ne rien accrocher dans la structure.
- * Évitez de surcharger les extrémités de la structure
- * Il est conseillé de ne pas rester sur la chaise en cas d'orage.
- * Il est recommandé de la protéger en cas de vent fort ou de pluie et en votre absence.

Précautions avant l'assemblage:

- * Préparez une zone de montage propre et sèche.
- * Vérifiez que le produit n'est pas endommagé.
- * Vérifiez qu'aucun des morceaux ne manque.

Recommandations d'entretien:

- *Veuillez utiliser un chiffon doux pour essuyer la chaise.
- *Veuillez nettoyer régulièrement l'eau stagnante du fauteuil
- *Veuillez vérifier régulièrement la chaise pour éviter une structure lâche.

Conditions de stockage:

- *Veuillez stocker le produit dans un environnement propre et sec pour éviter tout risque de moisissure.

Veillez faire attention à ne pas être pris ou rayé par le produit lors de l'assemblage

Le fabricant n'est pas responsable des dommages causés par une mauvaise installation.

Si le fauteuil est équipé d'un dispositif de hauteur réglable avec accumulateur, seul une personne qualifiée peut remplacer ou réparer la partie de hauteur réglable du siège.

MH FRANCE

2 Rue Maurice Hartmann
92130 Issy Les Moulineaux
France
<https://www.aosom.fr>
Fabriqué en Chine

Sillas para Jardín

IMPORTANTE-CONSERVE ESTA INFORMACIÓN PARA SU CONSULTA POSTERIOR: LEER DETALLA DAMENTE

Solamente para uso doméstico

Consejos de uso:

- *Coloque el balancín de forma estable sobre un suelo plano.
- *Monte las sillas de jardín en el toldo.
- *Manténgase alejado de llamas abiertas.
- *No cuelgue nada en la estructura.
- *Envite la sobrecarga en los anclajes.
- *Se aconseja no permanecer en el balancín cuando hay tormenta.
- *Se recomienda resguardar en caso de viento o lluvia fuerte y en su ausencia.

Precauciones antes del montaje:

- *Prepare una zona de montaje limpia y seca.
- *Verificar que el producto no este dañado.
- *Controlar que no falta ninguna de las piezas.

Mantenimiento:

- *Limpiar con la ayuda de un paño suave.
- *Eliminar regularmente las hojas y/o agua recogidas sobre la lona.
- *Inspeccione las sillas regularmente.

Condiciones de almacenaje:

- *La tela debe ser guardada totalmente seca, en un lugar limpio y seco para evitar los riesgos de moho.

Precaución con los riesgos de pinzamientos o cortes durante el montaje.

El fabricante declina toda responsabilidad en caso de deterioros debidos a una mala instalación o por causas meteorológicas.

IMPORTADOR POR:

SPANISH AOSOM, S.L.
c. roc gros no.15
08550 Els hostalets de Balenya
Barcelona
España
TEL: 931294512
<https://www.aosom.es>
Fabricado en China

Gartenstühle

WICHTIG – BITTE HEBEN SIE DIESE ANLEITUNG FÜR EINE SPÄTERE BEZUGNAHME AUF: SORGFÄLTIG DURCHLESEN

Nur für den häuslichen Gebrauch bestimmt

Nutzungshinweise:

- * Bitte stellen Sie die Schaukel stabil auf eine ebene Fläche.
- * Stellen Sie die Stühle an einen wettergeschützten Ort.
- * Von offenen Feuerquellen fernhalten.
- * Hängen Sie nichts an die Struktur.
- * Vermeiden Sie eine Überlastung der Anker.
- * Es wird empfohlen, die Schaukel bei schlechten Wetterbedingungen nicht zu benutzen.
- * Es wird empfohlen, die Schaukel während Ihrer Abwesenheit vor starkem Regen oder starkem Wind zu schützen.

Vorsichtsmaßnahmen vor der Montage:

- * Bitte bereiten Sie einen sauberen und trockenen Montagebereich vor.
- * Stellen Sie sicher, dass das Produkt nicht beschädigt ist.
- * Vergewissern Sie sich, dass keines der Zubehöerteile fehlt.

Instandhaltung:

- * Bitte reinigen Sie die Schaukel nur mit einem weichen Tuch.
- * Bitte entfernen Sie regelmäßig alle Blätter und / oder Wasser, die sich auf dem Stoff angesammelt haben.
- * Überprüfen Sie die Gartenstühle regelmässig.

Lagerung:

- * Der Stoff sollte an einem völlig trockenen und sauberen Ort aufbewahrt werden, um Schimmel zu vermeiden.

Vorsicht vor Quetsch- und Schnittgefahr bei der Montage.

Der Hersteller lehnt jede Haftung für Schäden ab, die durch unsachgemäße Installation oder Witterungseinflüsse verursacht wurden.

Importeur :

MH Handel GmbH
Wendenstraße 309
D-20537 Hamburg
Germany
<https://www.aosom.de>
Hergestellt in China

Sedie da giardino

**IMPORTANTE-CONSERVARE QUESTE INFORMAZIONI
PER CONSULTARLE IN SEGUITO: LEGGERE
ATTENTAMENTE**

Solo per uso domestico

Consigli per l'uso:

- *Posizionare l'altalena saldamente su una superficie piana.
- *Montare le sedie da giardino al riparo dalle intemperie del tempo.
- *Tenere lontano dal fuoco.
- *Non appendere alcun oggetto alla struttura.
- *Evitare di sovraccaricare le giunture.
- *E' consigliabile di non utilizzare l'altalena quando fuori c'e' un temporale.
- *E' consigliabile di proteggere l'altalena dalla pioggia o da forti venti in vostra assenza.

Precauzioni prima del montaggio:

- *Preparare un'area di assemblaggio pulita e asciutta.
- *Verificare che il prodotto non sia danneggiato.
- *Controllare che nessun pezzo manchi.

Manutenzione:

- *Pulire con un panno morbido.
- *Rimuovere regolarmente foglie e / o acqua depositata sul telo.
- *Controllare le sedie regolarmente.

Condizioni per il deposito:

*Il tessuto va riposto completamente asciutto in un luogo asciutto e pulito per evitare i rischi di muffa.







Cautela causa rischio di tagli o pizzicamenti durante l'assemblaggio.

Il produttore declina ogni responsabilita' in caso di lesioni derivanti da montaggio inaccurato o dalle condizioni metereologiche.


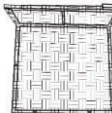

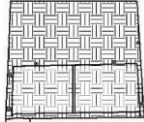


IMPORTATO DA:

AOSOM Italy srl
Centro
Direzionale Milanofiori
Strada 1 Palazzo F1
20090 Assago (MI)
P.I.: 08567220960
<https://www.aosom.it>
Prodotto in Cina







BOX-1/5

NO.	PARTS	QTY
E		3
F		3
H		1
I		3
T		2
a ↓ h		1





BOX-2/5

NO.	PARTS	QTY
L		1
K		1
H		1
O		2
N		2
I		3






BOX-3/5




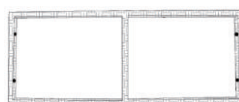




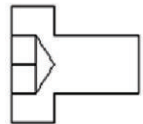


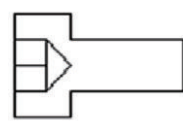
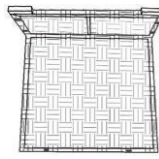

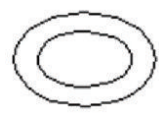
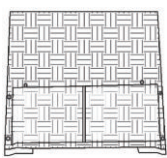

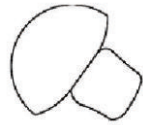


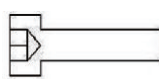





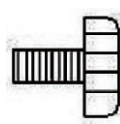

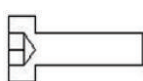
NO.	PARTS	QTY
J		1
P		6
Q		6
M		2
G		9
H		2

BOX-4/5

NO.	PARTS	QTY
H		2
S		3
D		2
T		2

BOX-5/5

NO.	PARTS	QTY
A		2
B		1
R		3
C		1
U		1

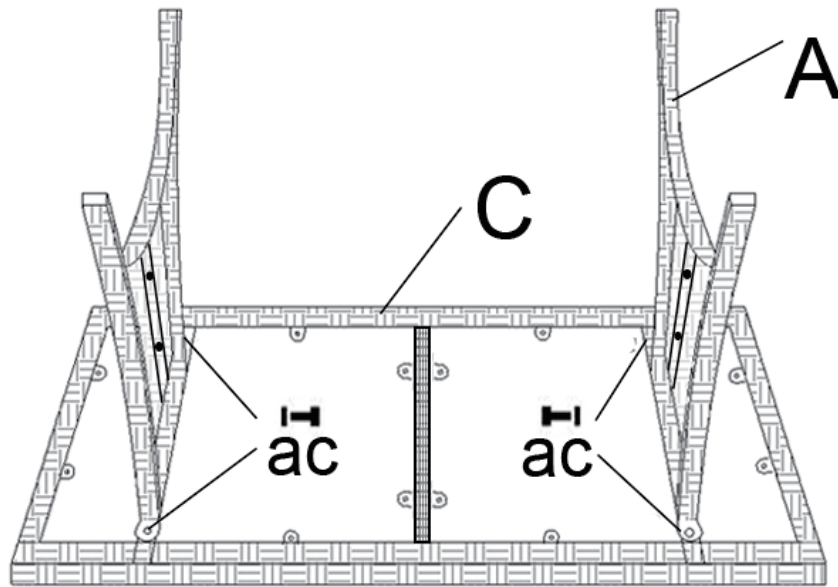
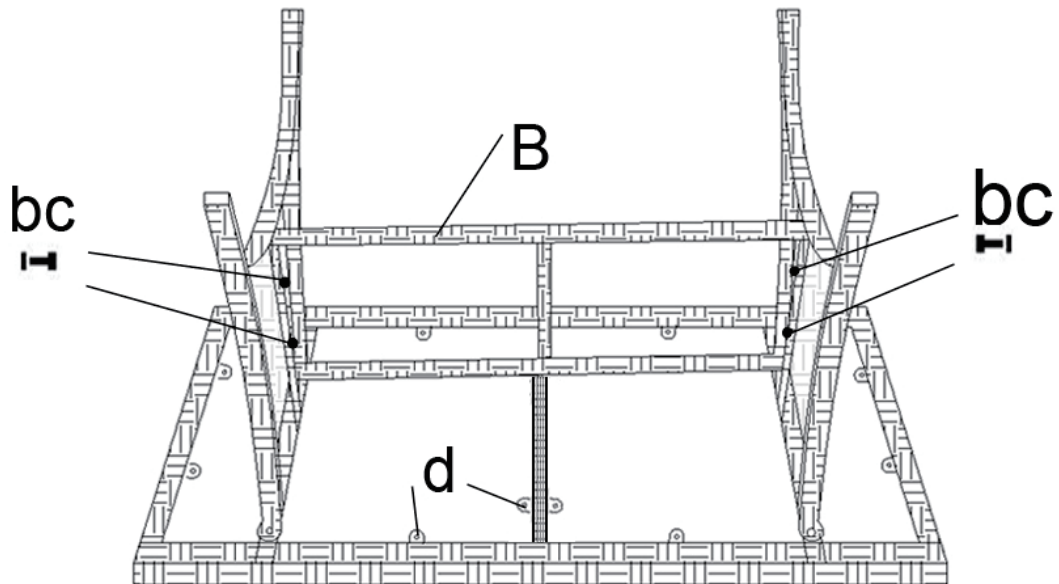
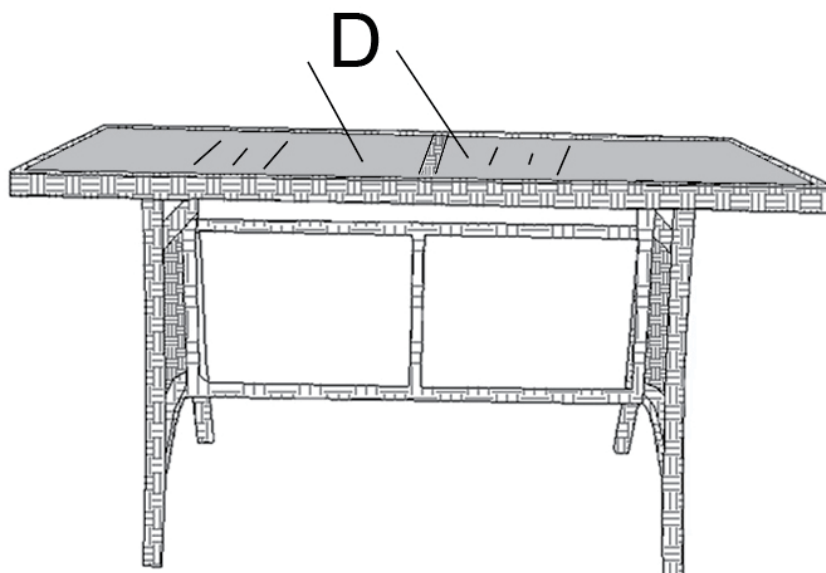
	A x 2		J x 1		T x 2
	B x 1		K x 1		U x 1
	C x 1		L x 1		a x 4
	D x 2		M x 2		b x 61
	E x 3		N x 2		c x 145
	F x 3		O x 2		d x 16
	G x 9		P x 6		e x 39
	H x 6		Q x 6		f x 39
	I x 6		R x 3		g x 36
	S x 3		h x 3		

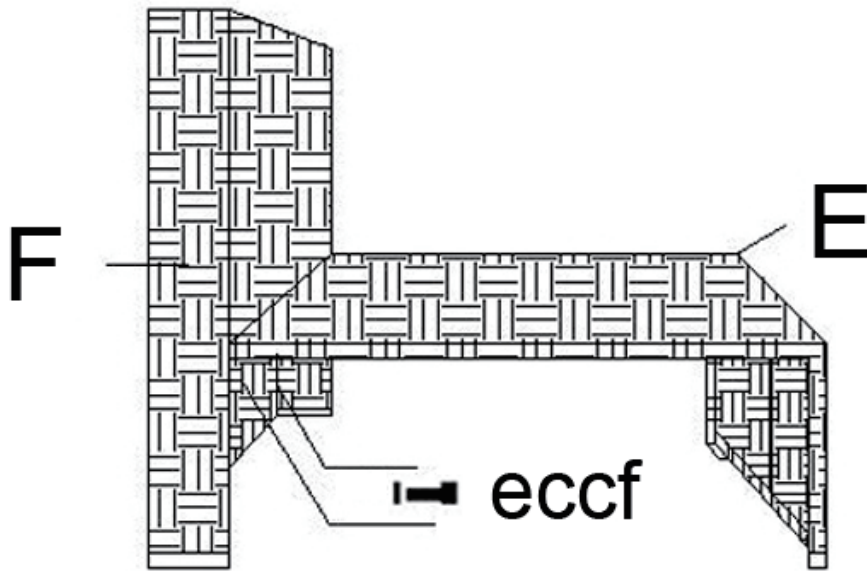
M6*15

M6*30

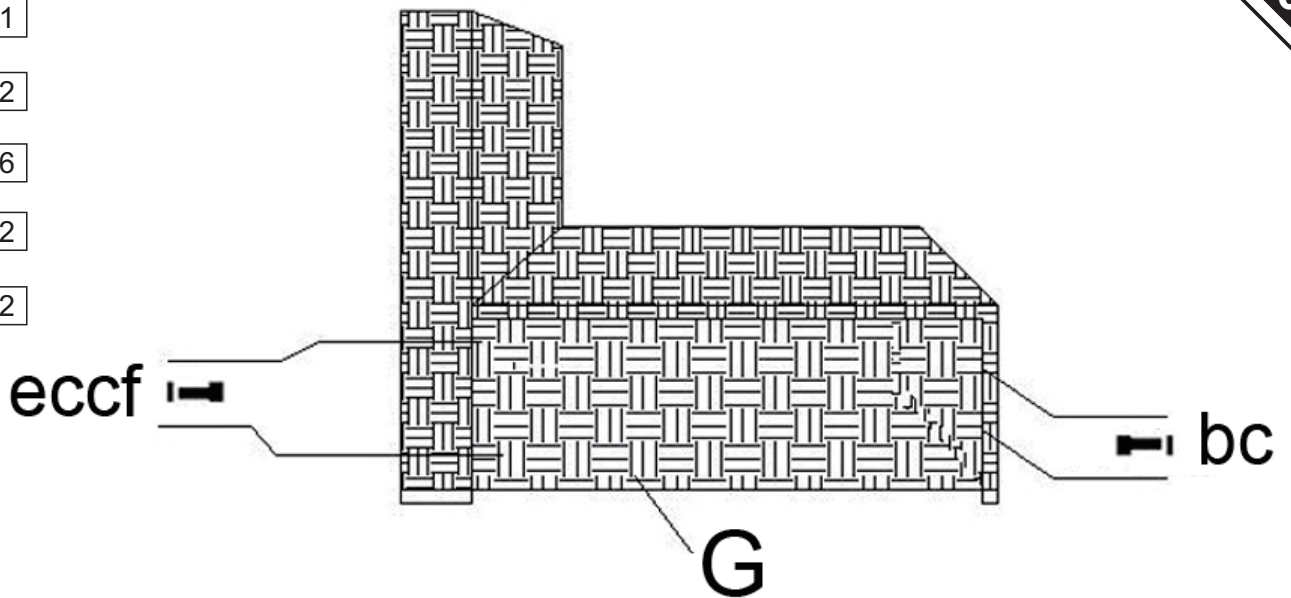
M6*50

M6*35

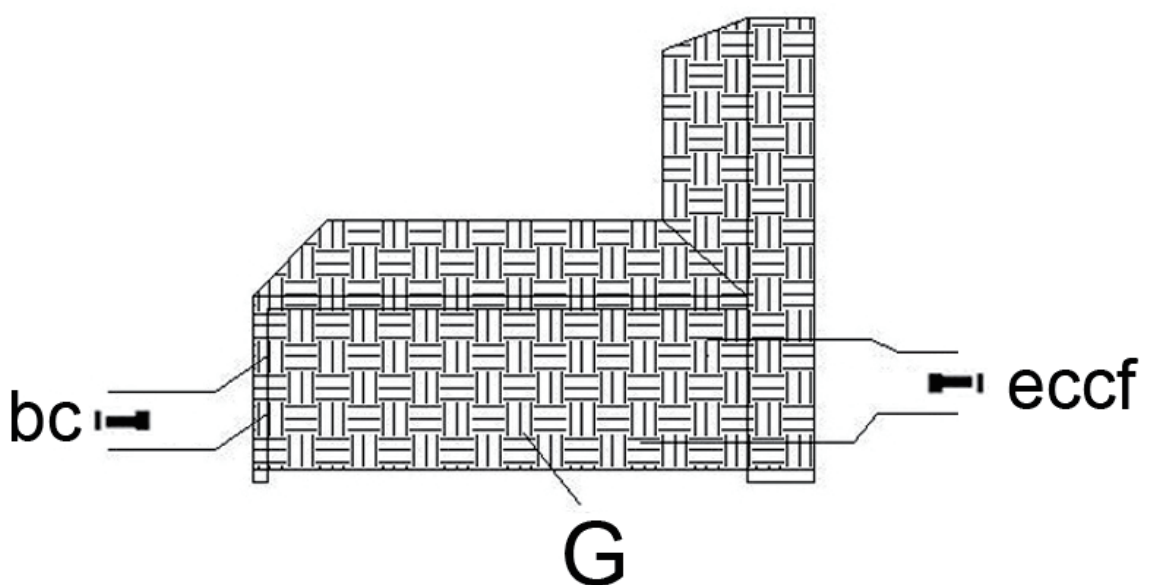
A x 2**C** x 1**a** x 4**c** x 4**B** x 1**b** x 4**c** x 4**d** x 12**D** x 2

E x 1**F** x 1**c** x 4**e** x 2**f** x 2

x3

G x 1**b** x 2**c** x 6**e** x 2**f** x 2

x3

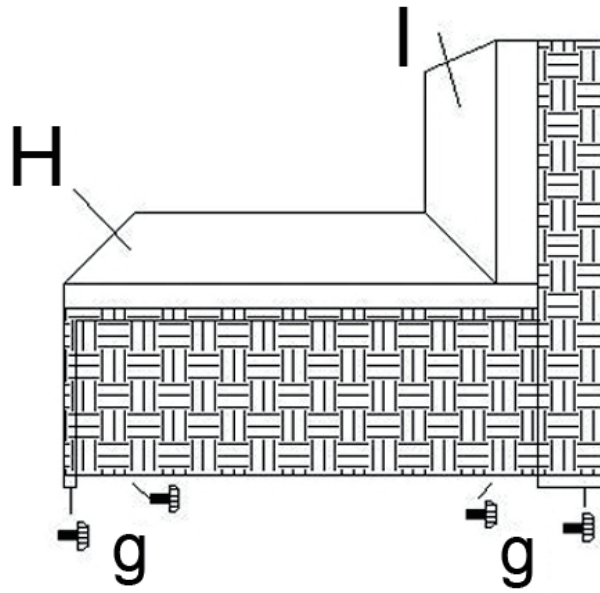
G x 1**b** x 2**c** x 6**e** x 2**f** x 2

x3

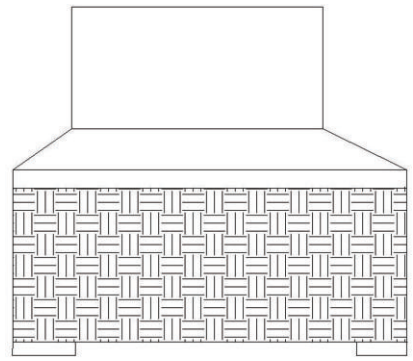
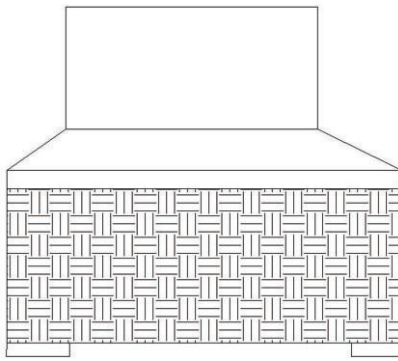
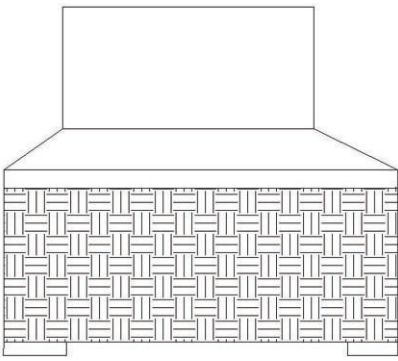
H x 1

I x 1

g x 4



x3



J x 1

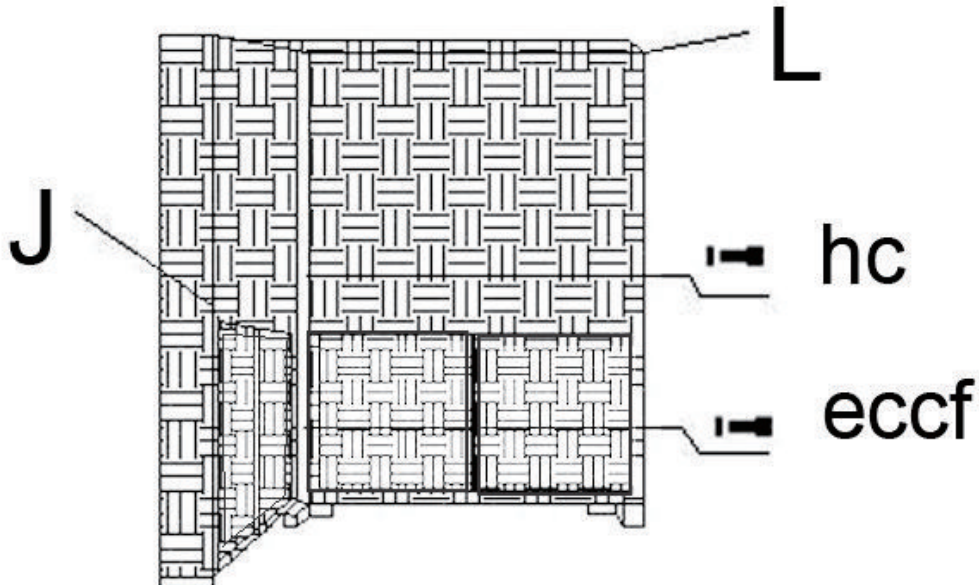
L x 1

c x 3

e x 1

f x 1

h x 1



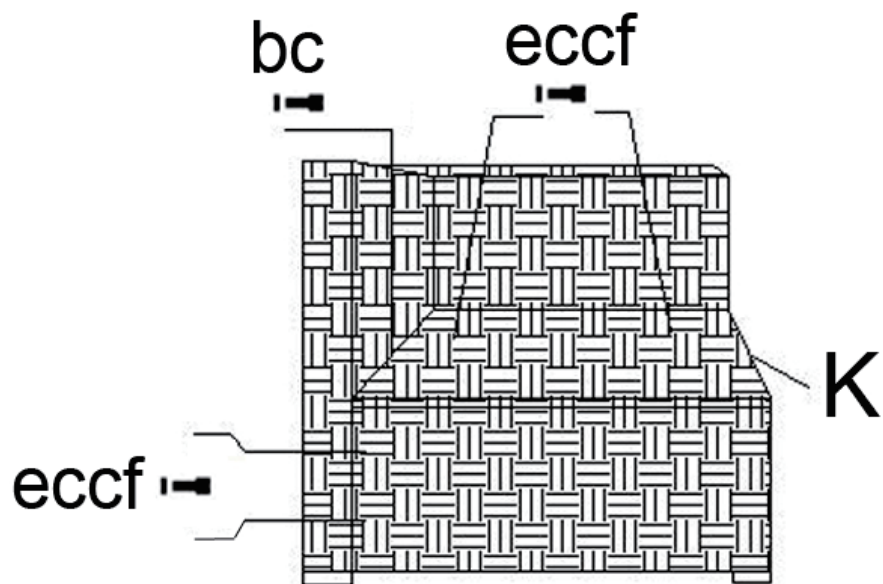
K x 1

b x 1

c x 9

e x 4

f x 4



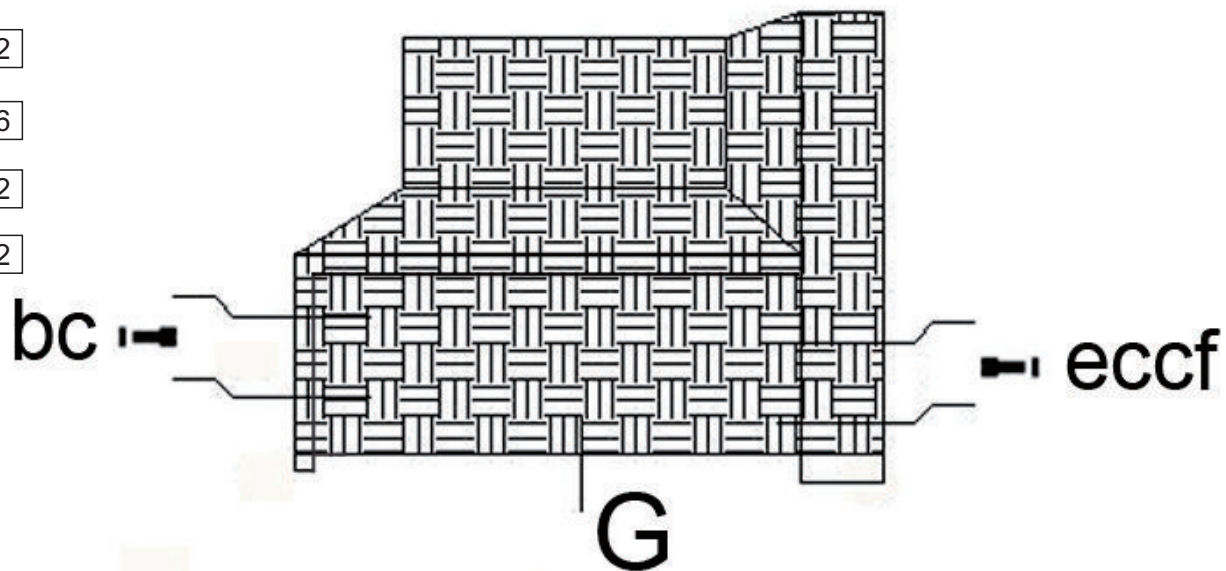
G x 1

b x 2

c x 6

e x 2

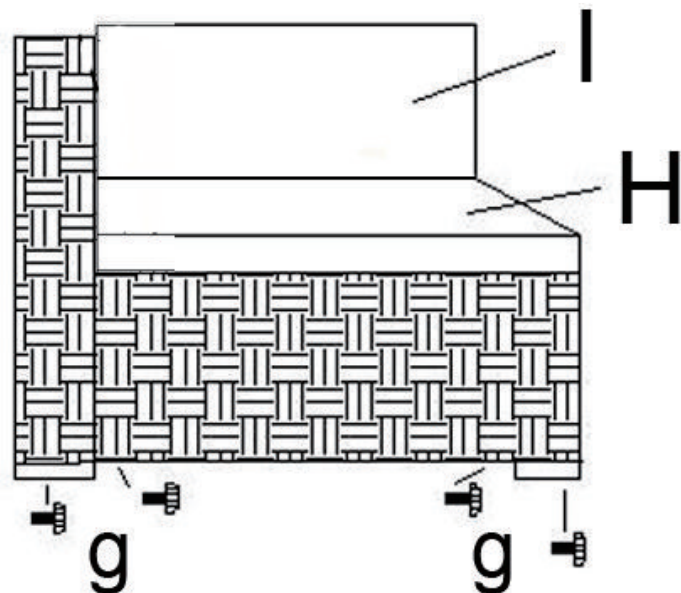
f x 2

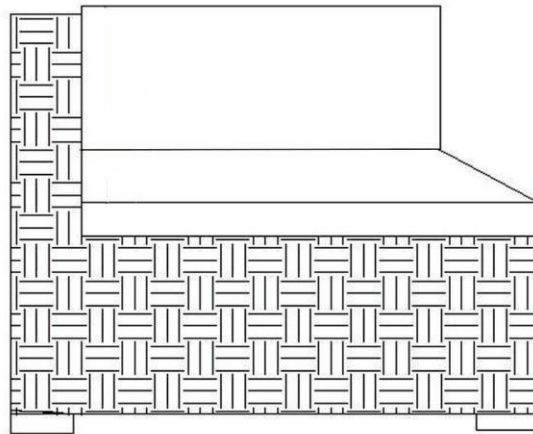


H x 1

I x 1

g x 4





O x 1

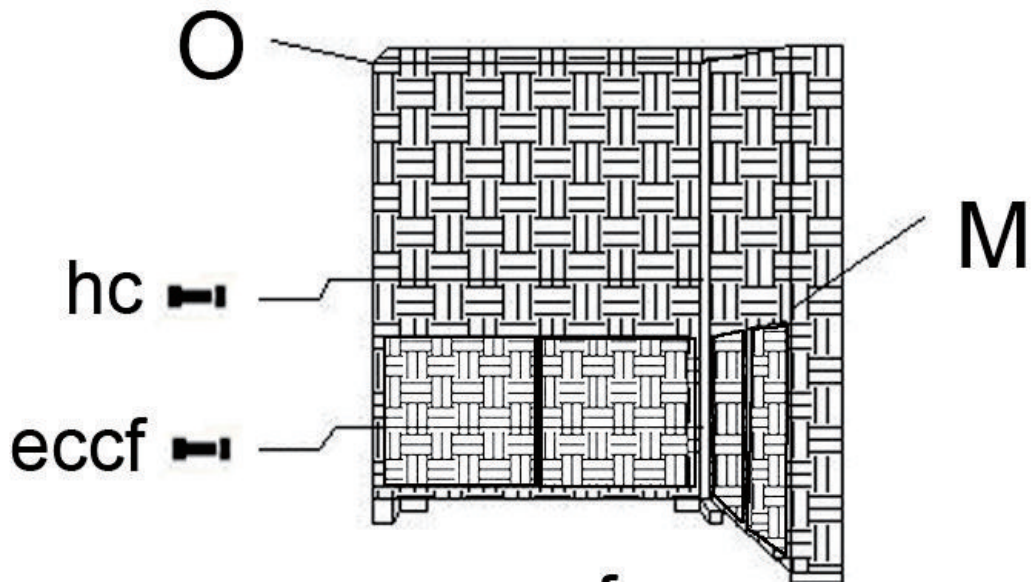
M x 1

c x 3

e x 1

f x 1

h x 1



x2

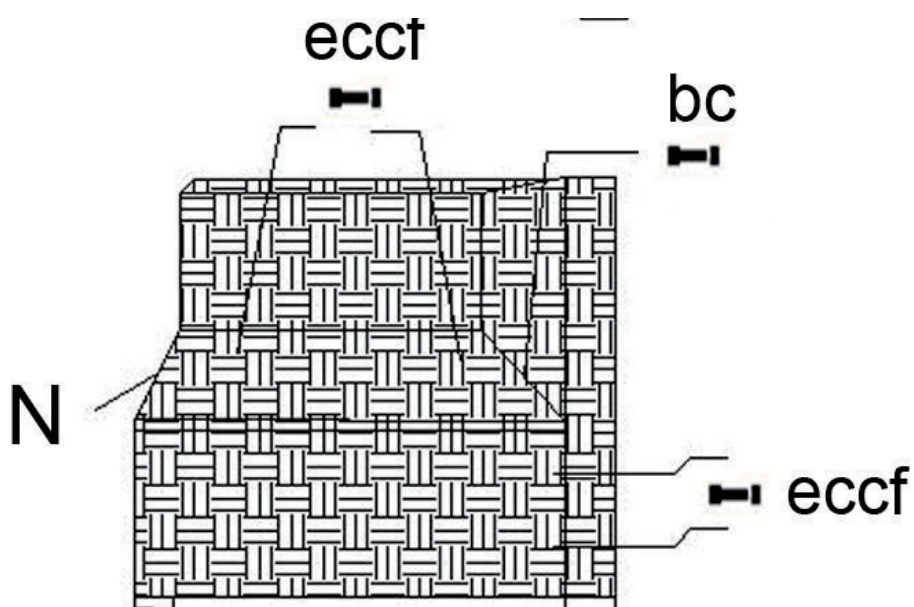
N x 1

b x 1

c x 9

e x 4

f x 4



x2

G x 1

b x 2

c x 6

e x 2

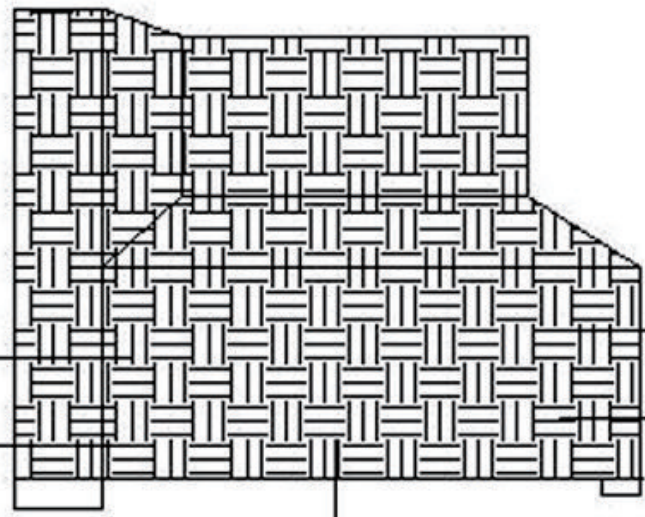
f x 2

eccf 

 **bc**

G

x2

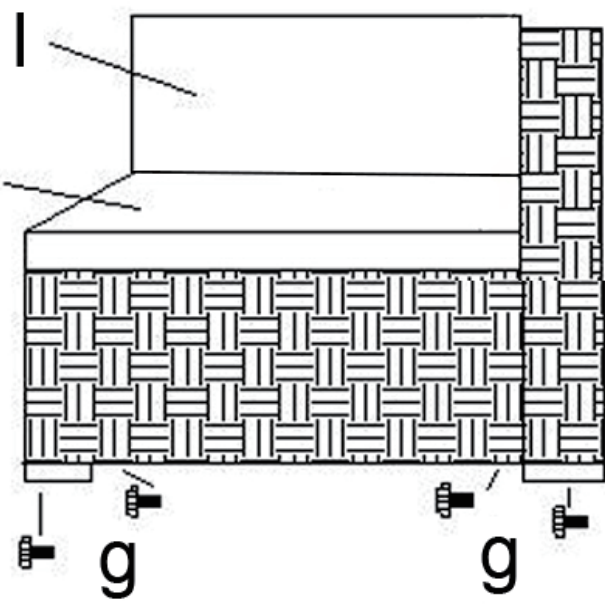


H x 1

I x 1

g x 4

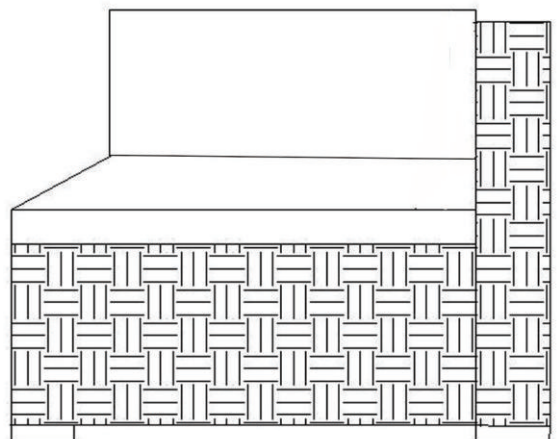
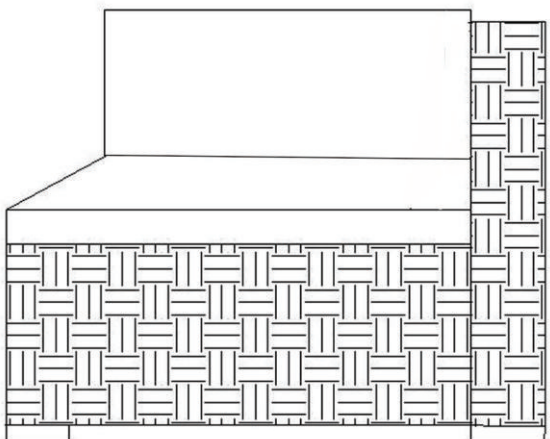
H



g

g

x2

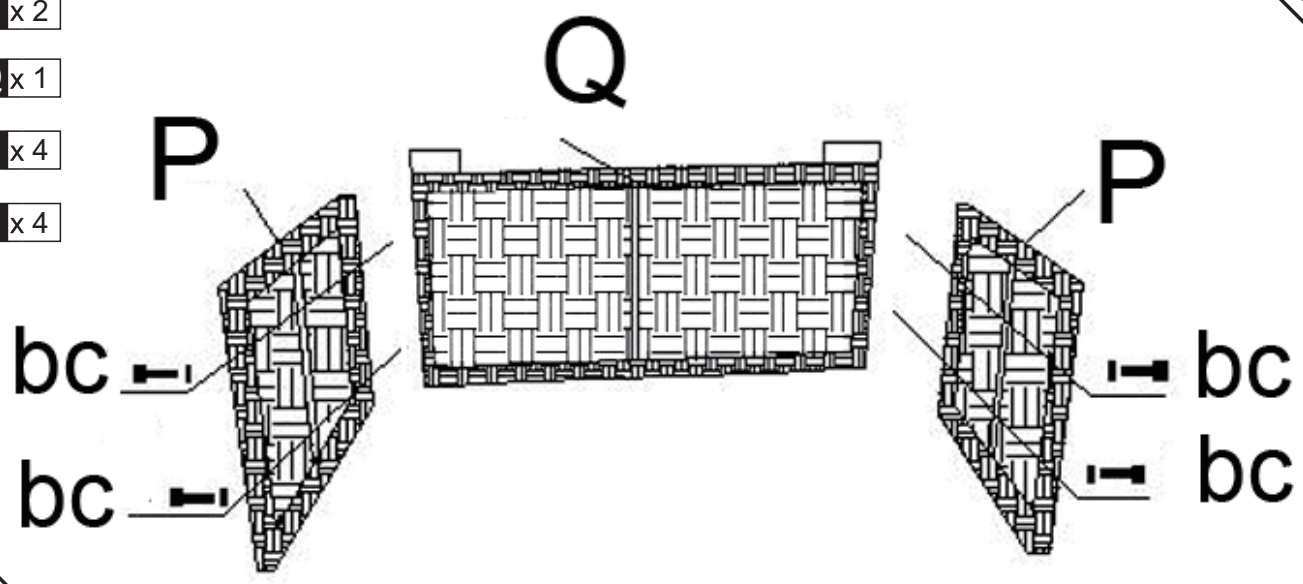


P x 2

Q x 1

b x 4

c x 4

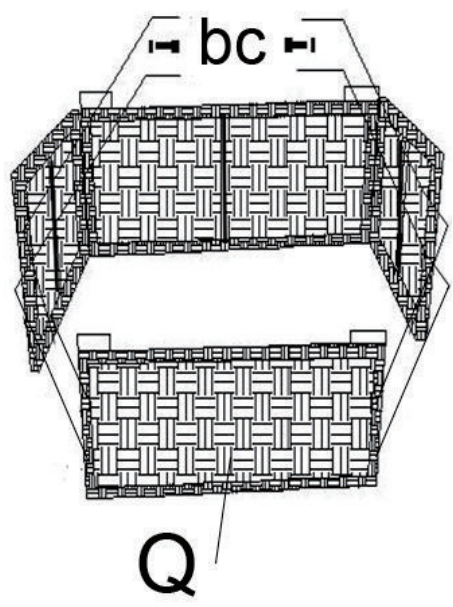


x3

Q x 1

b x 4

c x 4



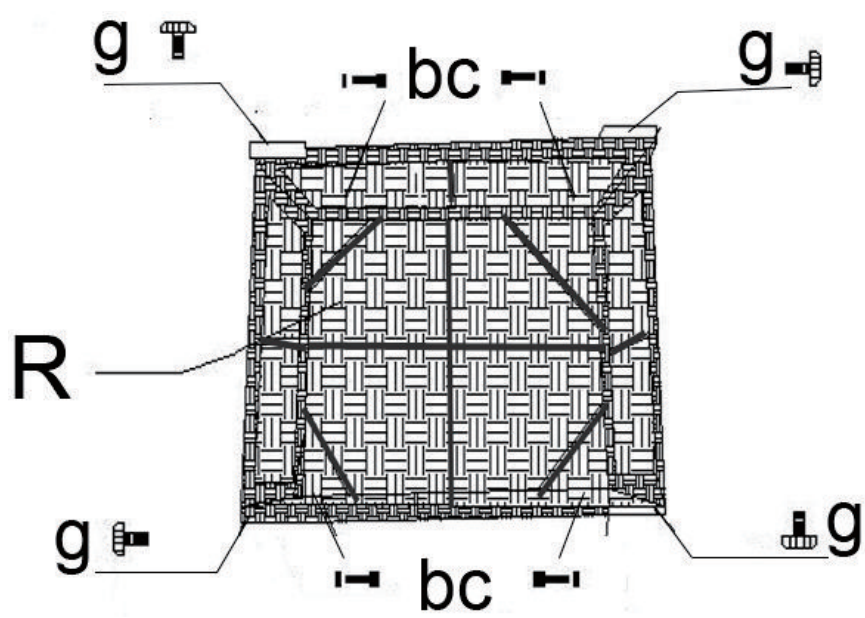
x3

R x 1

b x 4

c x 4

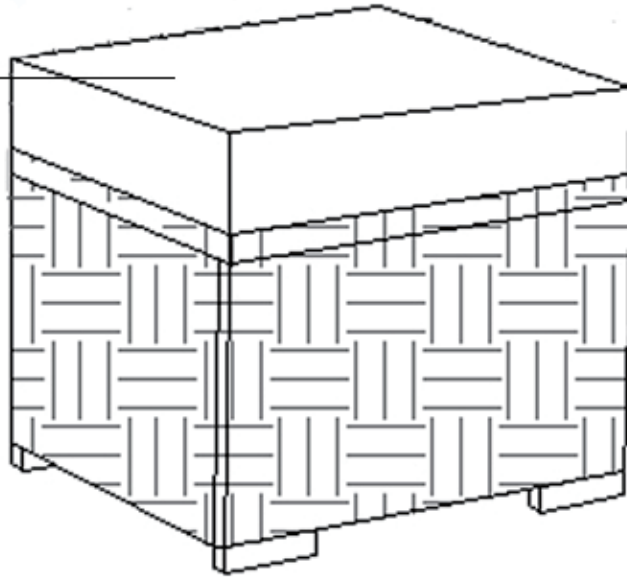
g x 4



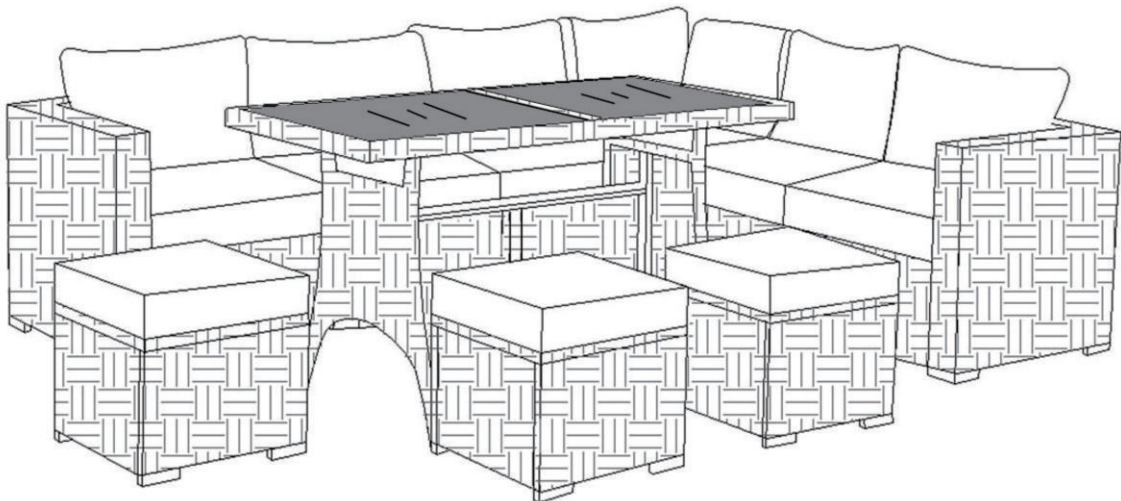
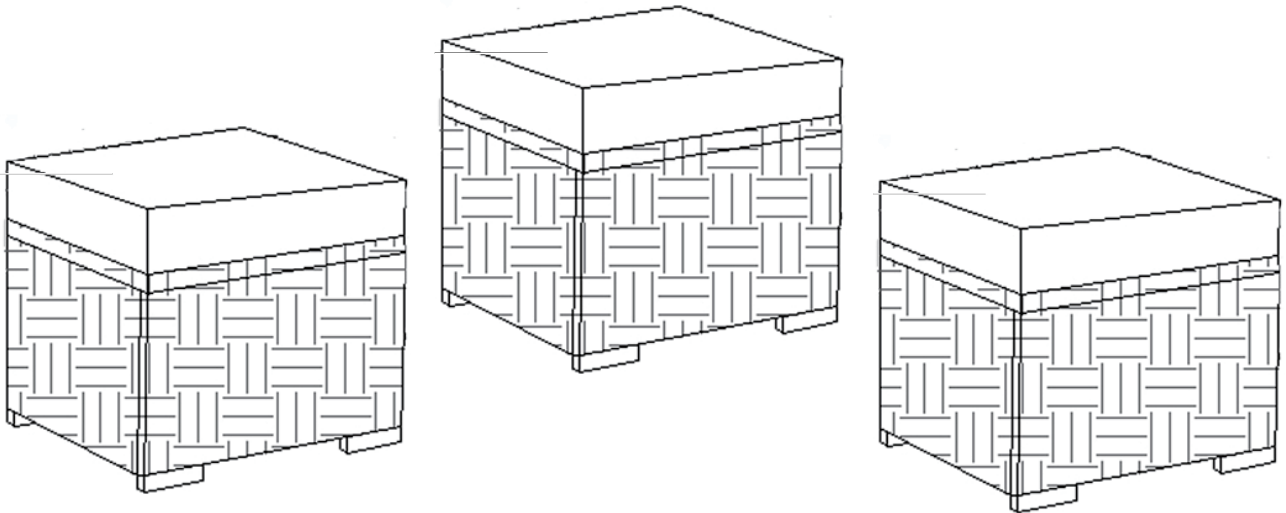
x3

S x 1

S



x3



US



001-877-644-9366
customerservice@aosom.com

CA



001-855-537-6088
customerservice@aosom.ca

UK



0044-800-240-4004
enquiries@mhstar.co.uk

DE



0049-(0)40-88307530
service@aosom.de

FR



0033-1-84166106
contact@aosom.fr

ES



0034-931294512
atencioncliente@aosom.es

IT



0039-0249471447
clienti@aosom.it