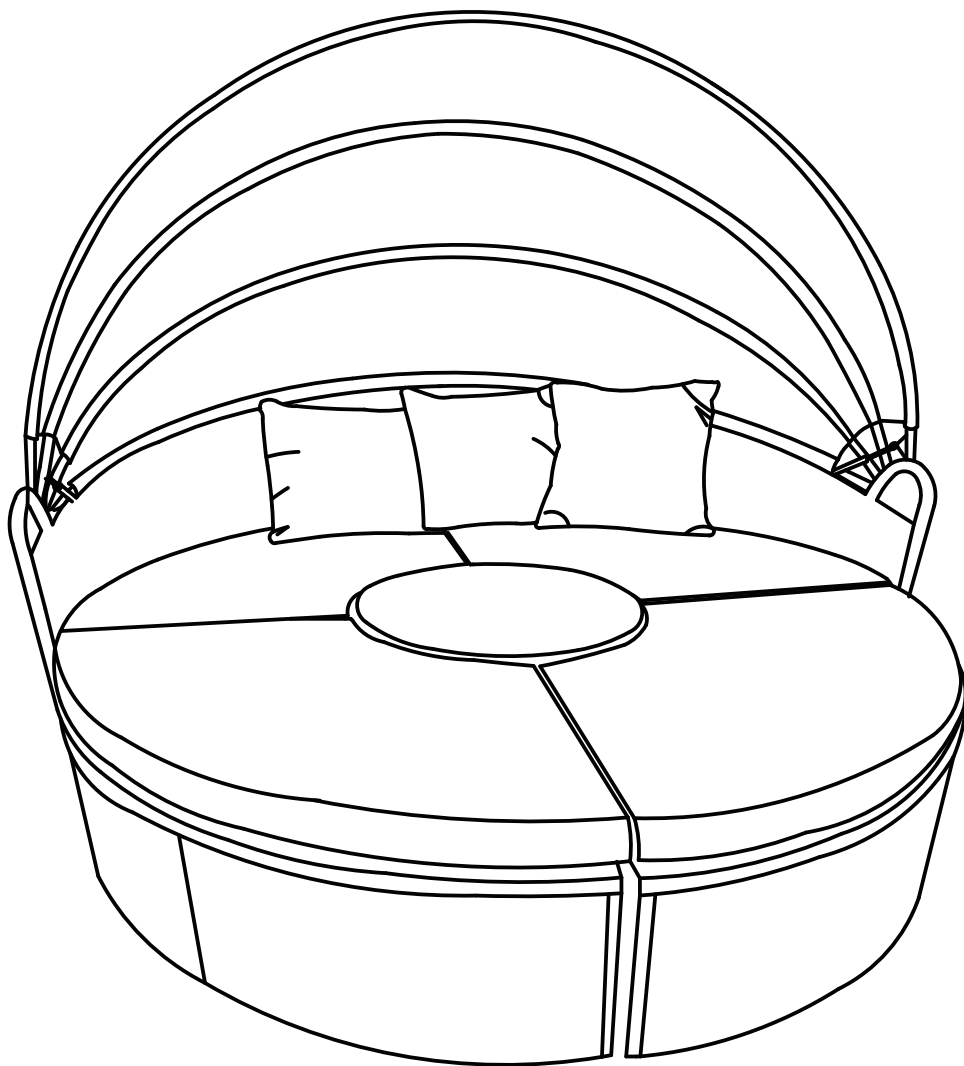




INeeb013V05_UK_FR_ES_DE_IT

862-021_862-021V01_862-021V70



IMPORTANT, RETAIN FOR FUTURE REFERENCE: READ CAREFULLY

ASSEMBLY & INSTRUCTION MANUAL

Garden Chairs

IMPORTANT, RETAIN FOR FUTURE REFERENCE: READ CAREFULLY

Only for domestic use

Use tips:

- * Maximum Weight Capacity of Chair: 160 Kg
- * Put the chair stably on a flat floor.
- * Mount the garden chairs in the shelter of the weather.
- * Stay away from open flames.
- * Don't hang anything in the structure.
- * Avoid the overload at the anchors/structure.
- * It is advised that don't stay on the chairs when there is a storm.
- * Do not use in adverse weather condition and cover furniture when not in use.

Precautions before assembly:

- * Prepare a clean and dry mounting area.
- * Verify that the product is not damaged.
- * Check that none of the pieces are missing.

Maintenance:

- * Clean with a soft fabric.
- * Regularly remove leaves and / or water collected on the canvas.
- * Check the chair regularly.

Storage conditions:

* The fabric should be stored completely dry, in a clean and dry place to avoid the risks of mold.

Caution with the risks of pinching or cuts during assembly.

The manufacturer declines all responsibility in case of damages due to a bad installation or due to weather.

Chaises de jardin

IMPORTANT - CONSERVEZ CES INFORMATIONS POUR VOTRE CONSULTATION ULTÉRIEURE: LISEZ ATTENTIVEMENT

Seulement pour usage domestique

Conseils:

- * Poids maximum admissible de la chaise: 160 Kg
- * Pour une performance optimale, veuillez le poser sur une surface plane.
- * Installer la chaise sous l'auvent.
- * Maintenez à l'écart de toute flamme nue.
- * Évitez de suspendre des matériaux sur le meuble.
- * Veuillez à ne pas dépasser les capacités de poids maximales.
- * Il est conseillé de ne pas rester sur la chaise en cas d'orage.
- * Ne pas utiliser dans des conditions météorologiques défavorables et couvrir les meubles lorsqu'ils ne sont pas utilisés.

Précautions avant l'assemblage:

- * Préparez une zone de montage propre et sèche.
- * Vérifiez que le produit n'est pas endommagé.
- * Vérifiez qu'aucun des morceaux ne manque.

Recommandations d'entretien:

- *Veuillez utiliser un chiffon doux pour essuyer la chaise.
- *Veuillez nettoyer régulièrement l'eau stagnante du fauteuil
- *Veuillez vérifier régulièrement la chaise pour éviter une structure lâche.

Conditions de stockage:

- *Lorsqu'ils ne sont pas utilisés, les meubles doivent être recouverts d'une housse appropriée.

Veuillez faire attention à ne pas vous blesser lors de l'assemblage du produit.

Le fabricant n'est pas responsable des dommages causés par une mauvaise installation.

Sillas para Jardín

IMPORTANTE-CONSERVE ESTA INFORMACIÓN PARA SU CONSULTA POSTERIOR: LEER DETALLA DAMENTE

Solamente para uso doméstico

Consejos de uso:

- *Capacidad máxima de peso de la silla: 160 Kg
- *Coloque el balancín de forma estable sobre un suelo plano.
- *Monte las sillas de jardín en el toldo.
- *Manténgase alejado de llamas abiertas.
- *No cuelgue nada en la estructura.
- *Envite la sobrecarga en los anclajes.
- *Se aconseja no permanecer en el balancín cuando hay tormenta.
- *Se recomienda resguardar en caso de viento o lluvia fuerte y en su ausencia.

Precauciones antes del montaje:

- *Prepare una zona de montaje limpia y seca.
- *Verificar que el producto no este dañado.
- *Controlar que no falta ninguna de las piezas.

Mantenimiento:

- *Limpiar con la ayuda de un paño suave.
- *Eliminar regularmente las hojas y/o agua recogidas sobre la lona.
- *Inspeccione las sillas regularmente.

Condiciones de almacenaje:

- *La tela debe ser guardada totalmente seca, en un lugar limpio y seco para evitar los riesgos de moho.

**Precaución con los riesgos de pinzamientos o cortes durante el montaje.
El fabricante declina toda responsabilidad en caso de deterioros debidos a una mala instalación o por causas meteorológicas.**

Gartenstühle

WICHTIG – BITTE HEBEN SIE DIESE ANLEITUNG FÜR EINE SPÄTERE BEZUGNAHME AUF: SORGFÄLTIG DURCHLESEN

Nur für den häuslichen Gebrauch bestimmt

Nutzungshinweise:

- * Maximale Gewichtskapazität des Stuhls: 160 Kg
- * Optimale Leistung bitte auf eine ebene Fläche stellen.
- * Installieren Sie den Stuhl unter der Markise.
- * Von offenen Flammen fernhalten.
- * Vermeiden Sie jegliche hängenden Materialien an den Möbeln.
- * Bitte überschreiten Sie nicht die maximalen Gewichtskapazitäten.
- * Es wird empfohlen, die Schaukel bei schlechten Wetterbedingungen nicht zu benutzen.
- * Verwendung nicht bei schlechtem Wetter und decken Sie die Möbel ab, wenn sie nicht in Verwendung sind.

Vorsichtsmaßnahmen vor der Montage:

- * Bitte bereiten Sie einen sauberen und trockenen Montagebereich vor.
- * Stellen Sie sicher, dass das Produkt nicht beschädigt ist.
- * Vergewissern Sie sich, dass keines der Zubehöerteile fehlt.

Instandhaltung:

- * Bitte reinigen Sie die Schaukel nur mit einem weichen Tuch.
- * Bitte entfernen Sie regelmäßig alle Blätter und / oder Wasser, die sich auf dem Stoff angesammelt haben.
- * Überprüfen Sie die Gartenstühle regelmässig.

Lagerung:

- * Bei Nichtverwendung sollten die Möbel mit einer geeigneten Möbelabdeckung abgedeckt werden.

Vorsicht vor Quetsch- und Schnittgefahr bei der Montage.

Der Hersteller lehnt jede Haftung für Schäden ab, die durch unsachgemäße Installation oder Witterungseinflüsse verursacht wurden.

Sedie da giardino

IMPORTANTE-CONSERVARE QUESTE INFORMAZIONI PER CONSULTARLE IN SEGUITO: LEGGERE ATTENTAMENTE

Solo per uso domestico

Consigli per l'uso:

- *Capacità massima della sedia: 160 Kg
- *Per le prestazioni ottimali, si prega di posizionarli sulla superficie piana.
- *Installare la sedia sotto la tenda da sole.
- *Tenere lontano da qualsiasi fiamme libere.
- *Evitare di appendere qualsiasi materiale sui mobili.
- *Non superare le capacità massime di peso.
- *E' consigliabile di non utilizzare l'altalena quando fuori c'e' un temporale.
- *Non utilizzare nel maltempo e si prega di coprire i mobili quando non sono in uso.

Precauzioni prima del montaggio:

- *Preparare un'area di assemblaggio pulita e asciutta.
- *Verificare che il prodotto non sia danneggiato.
- *Controllare che nessun pezzo manchi.

Manutenzione:

- *Pulire con un panno morbido.
- *Rimuovere regolarmente foglie e / o acqua depositata sul telo.
- *Controllare le sedie regolarmente.






Condizioni per il deposito:

*Il tessuto va riposto completamente asciutto in un luogo asciutto e pulito per evitare i rischi di muffa.








Cautela causa rischio di tagli o pizzicamenti durante l'assemblaggio.

Il produttore declina ogni responsabilita' in caso di lesioni derivanti da montaggio inaccurato o dalle condizioni metereologiche.






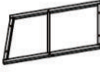
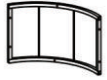








BOX-1/3



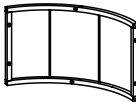




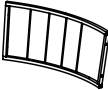


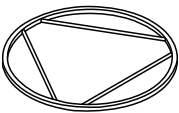

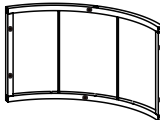


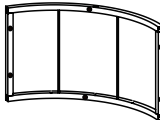


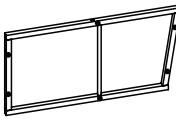


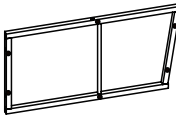


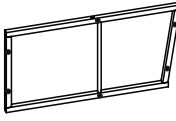


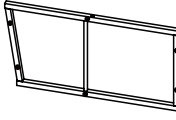


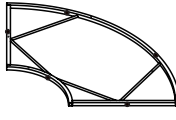


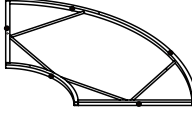

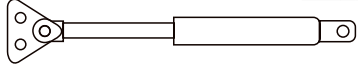

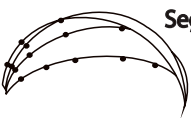
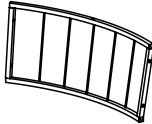
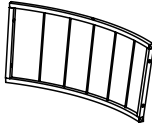
NO.	PARTS	QTY
D1		2
D2		2
D5		4
D6		2
N ↓ W		1

BOX-2/3

NO.	PARTS	QTY
A1		1
A2		1
E1		1
E2		1
B1		1
B2		1
Z		4

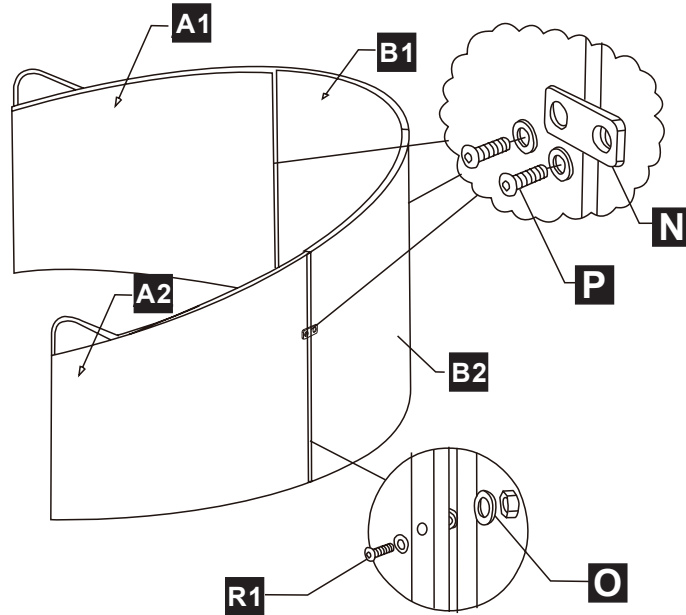
BOX-3/3

NO.	PARTS	QTY
C		1
C1		1
C5		1
C6		1
C3		2
C4		2
M1		2
D6		1
E		4
H1		2
I		2
J		2
K		2
L		4
X		1

	A1x 1		D5x 4		M1x 2
	A2x 1		D6x 3		Mx 4
	B1x 1		Ex 4		Nx 8
	B2x 1		E1x 1		Ox17
	Cx 1		E2x 1		Px24
	C1x 1		Fx42		Rx14
	C3x 2		Gx 8		R1x 3
	C4x 2		Hx10		Sx 2
	C5x 1		Ix 2		Tx 1
	C6x 1		H1x 2		Ux 1
	D1x 2		Jx 2		Vx22
	D2x 2		Kx 2		Wx 2
			Lx 4		Segel Xx 1
					Zx 4

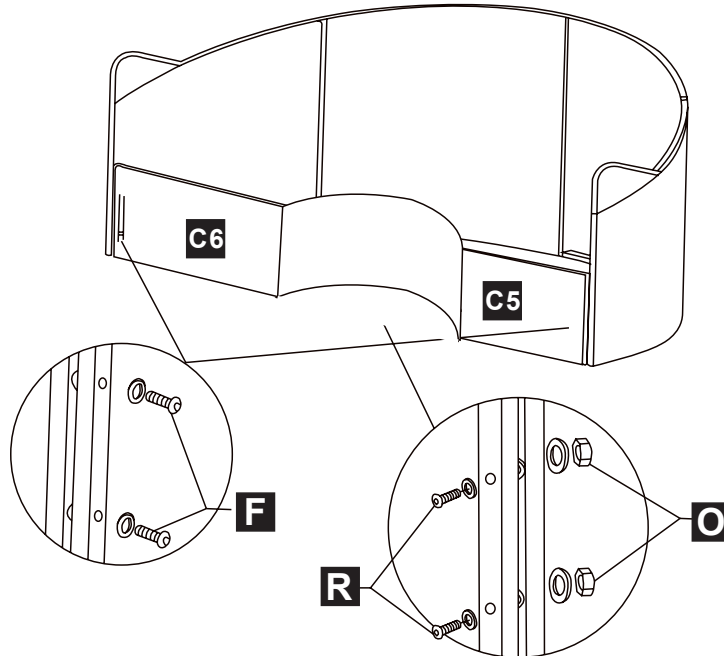
01

- O** x 3
- P** x 6
- M6*15
- R1** x 3
- M6*55
- N** x 3



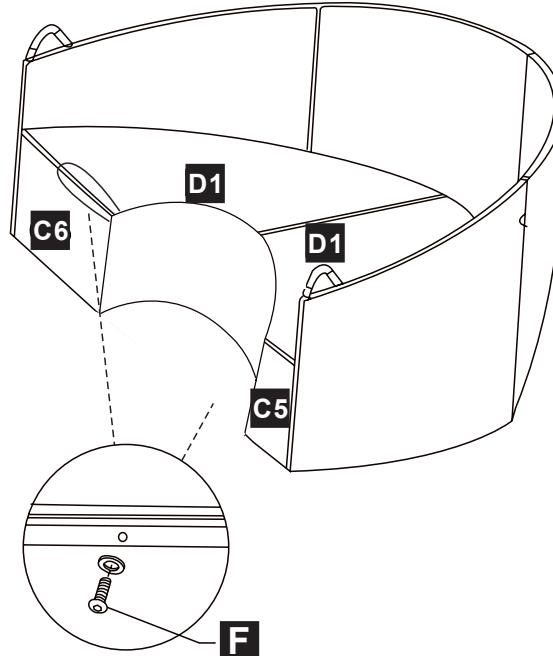
02

- F** x 8
- M6*30
- O** x 2
- R** x 2
- M6*50



03

- F** x 4
- M6*30



M x 4



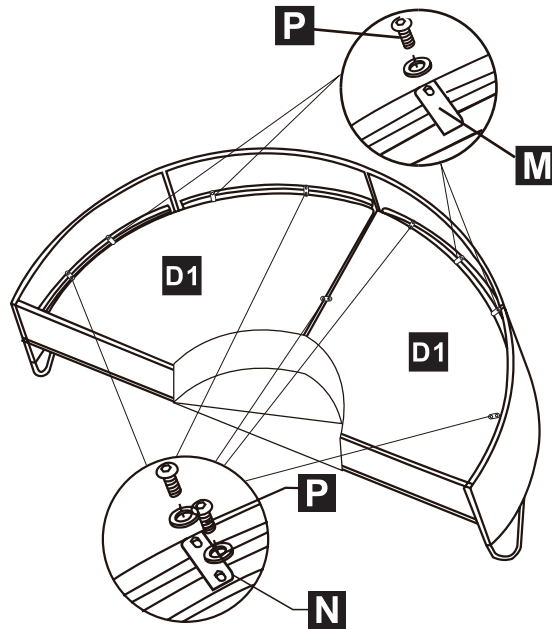
N x 5



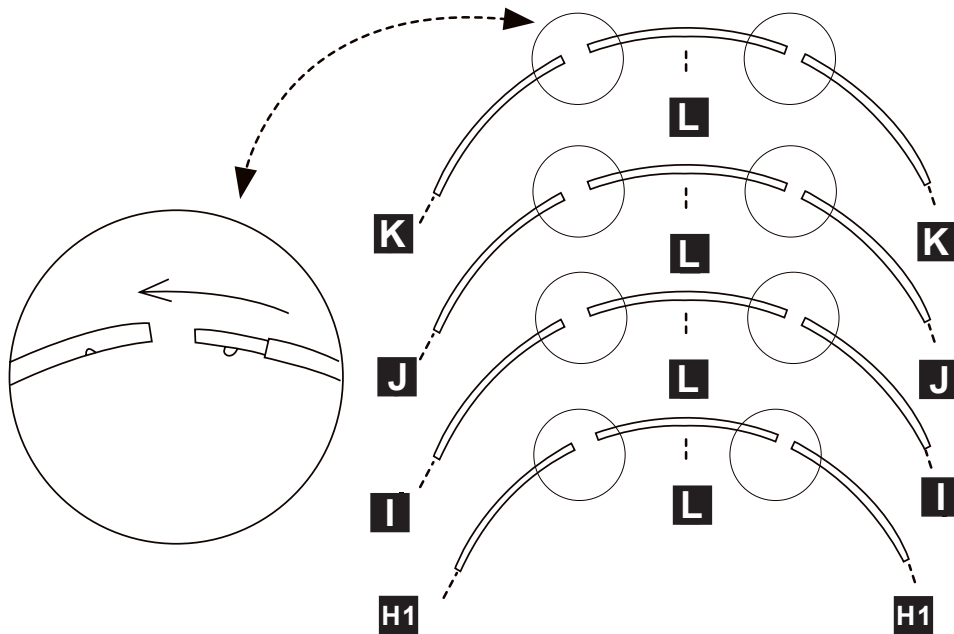
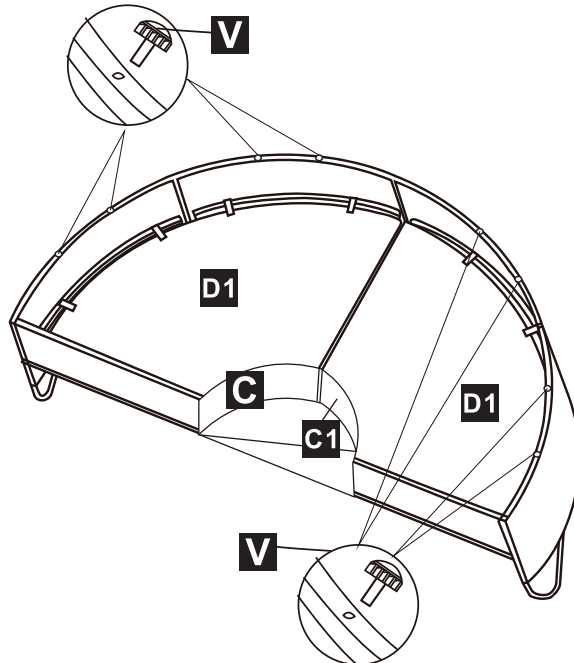
P x 14

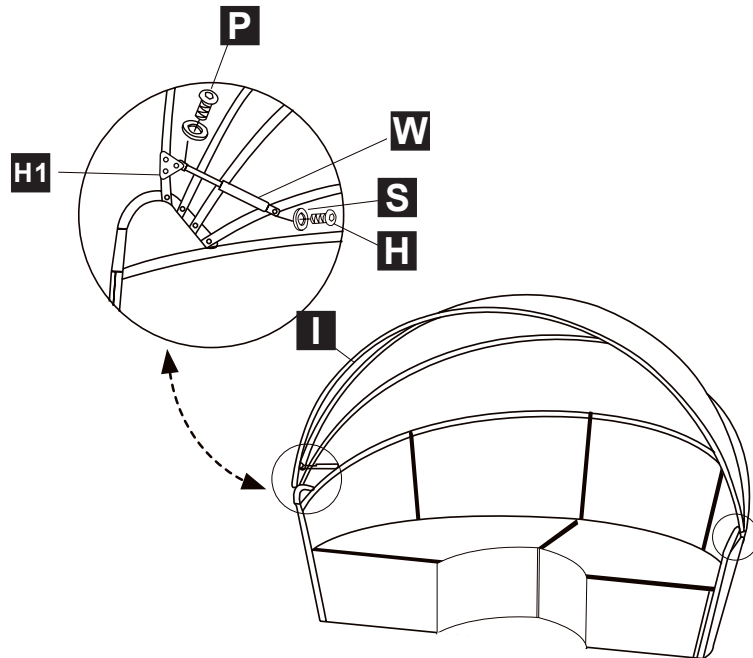
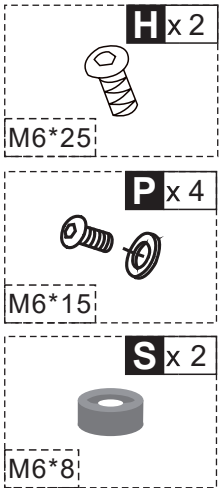
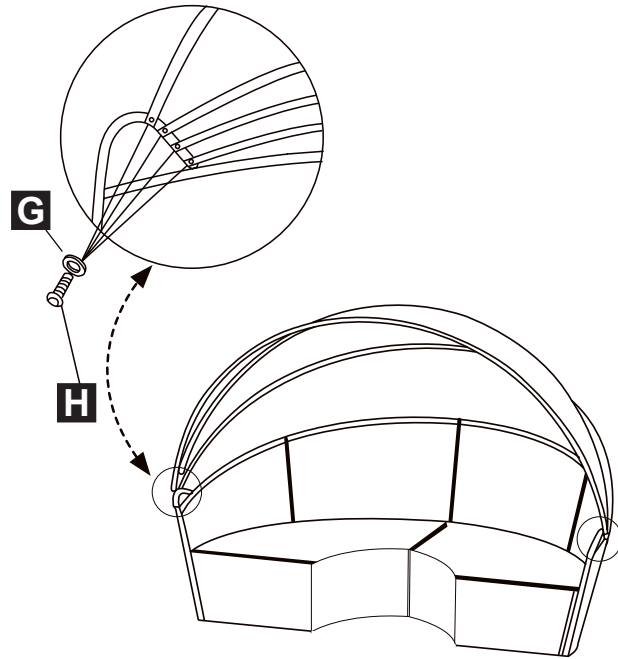
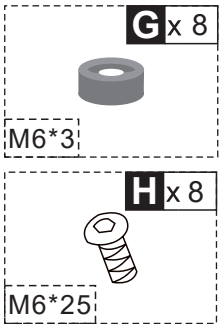
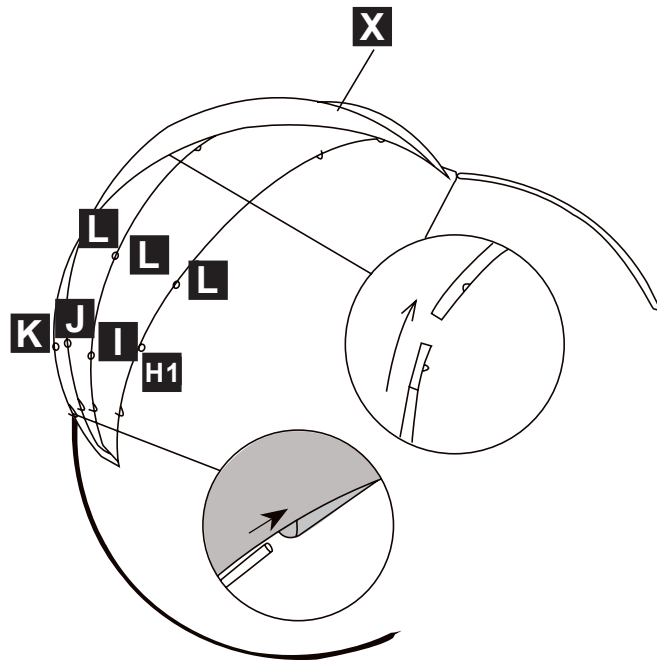


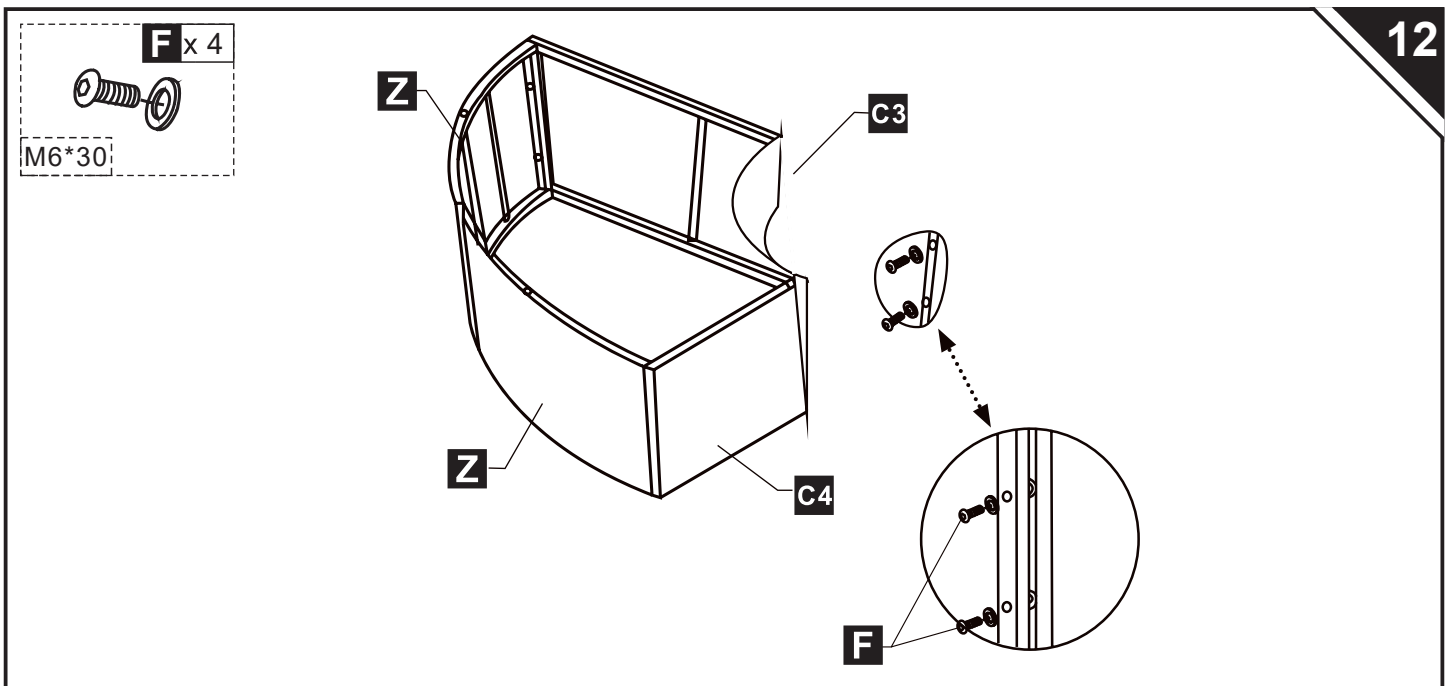
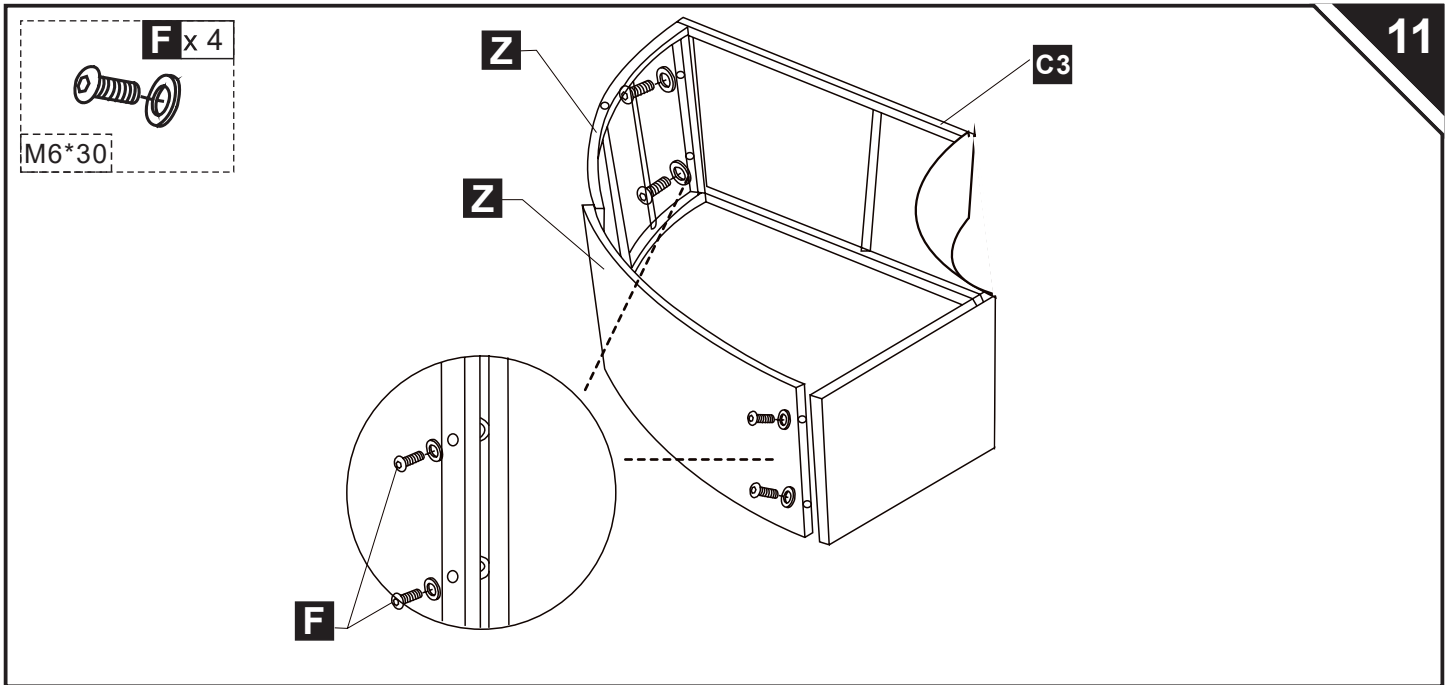
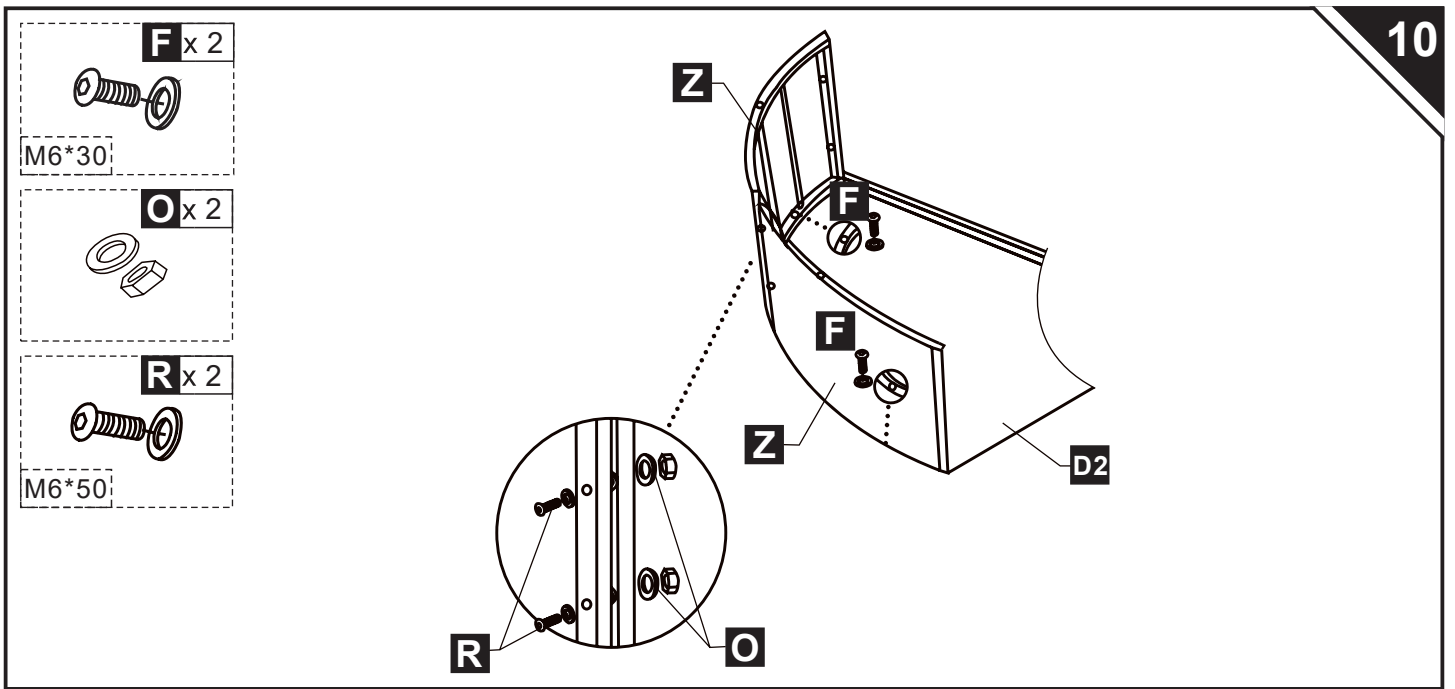
M6*15

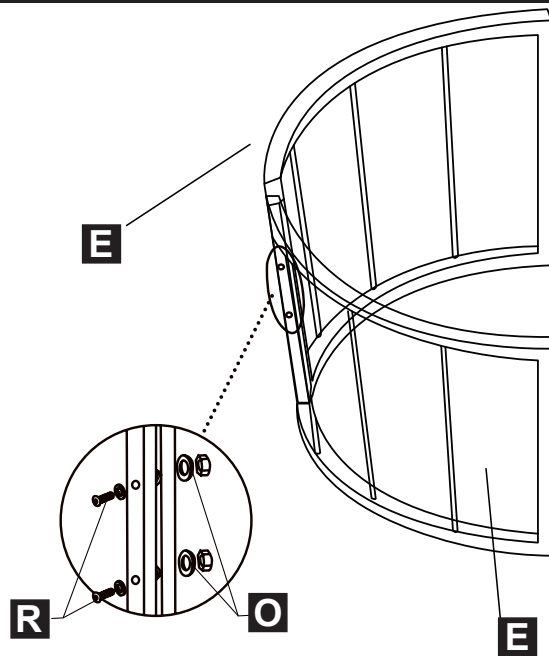
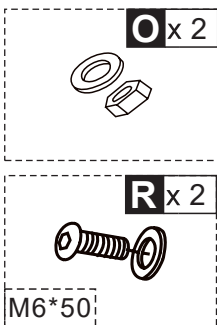
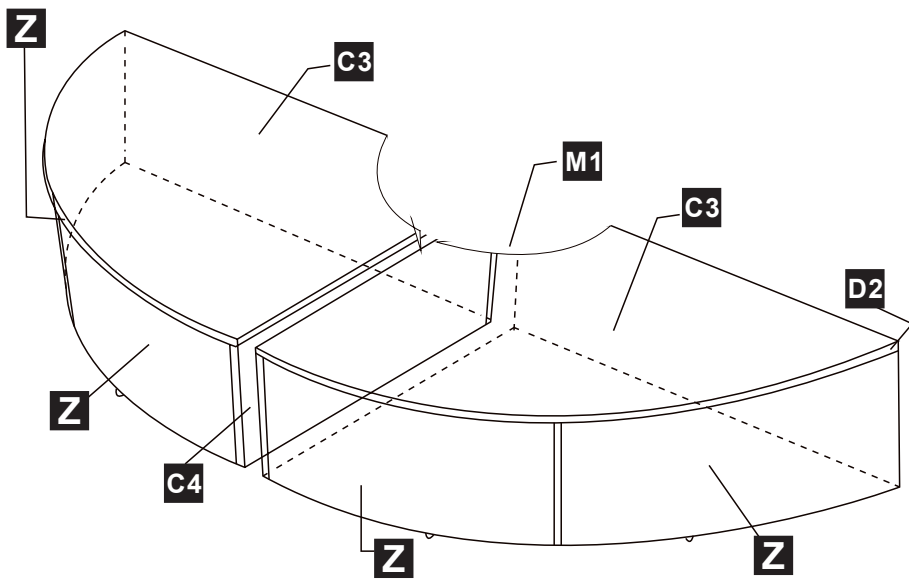
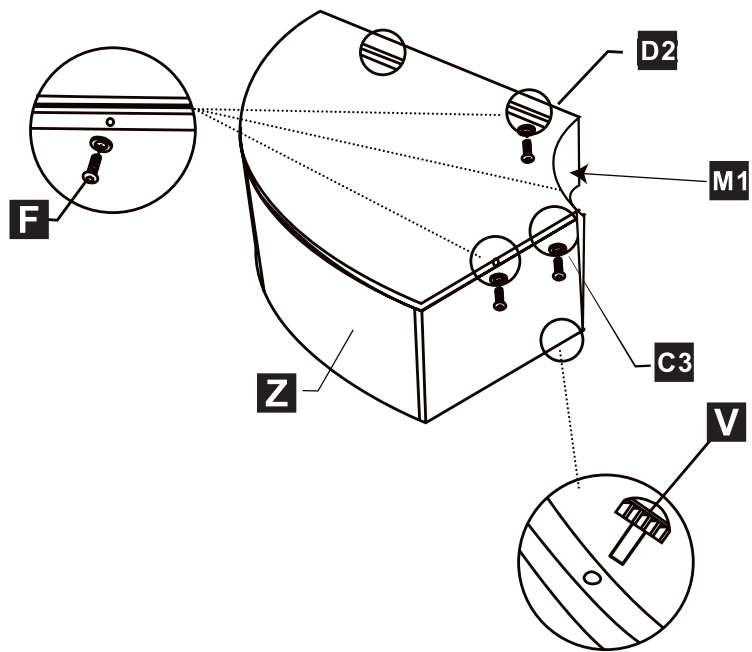
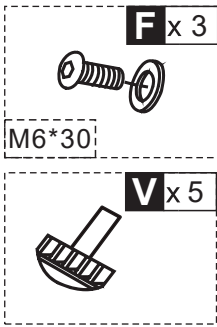


V x 8









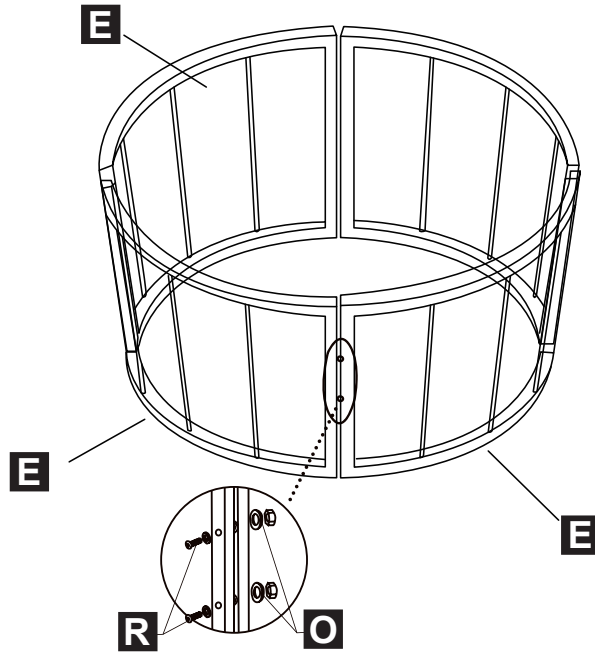
O x 4



R x 4



M6*50



F x 4



M6*30

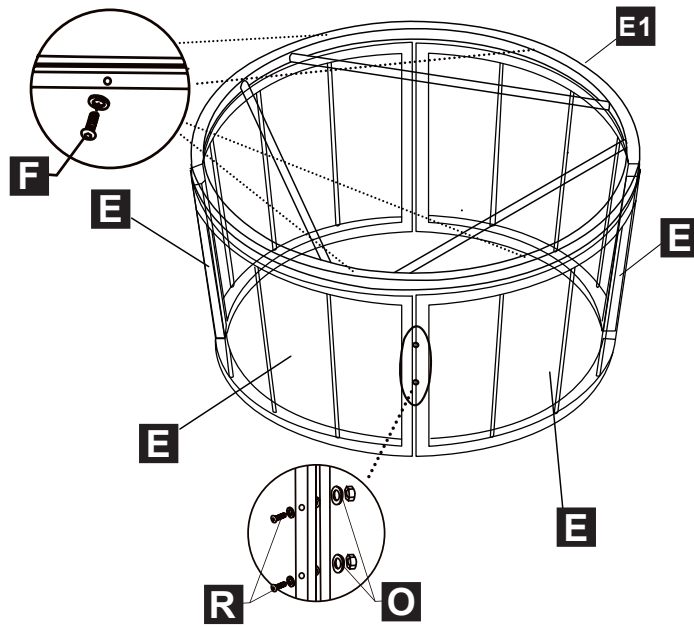
O x 2



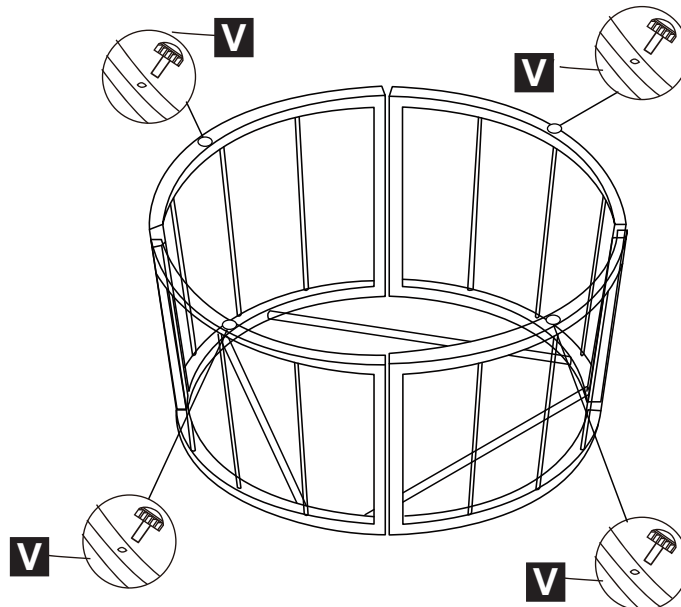
R x 2

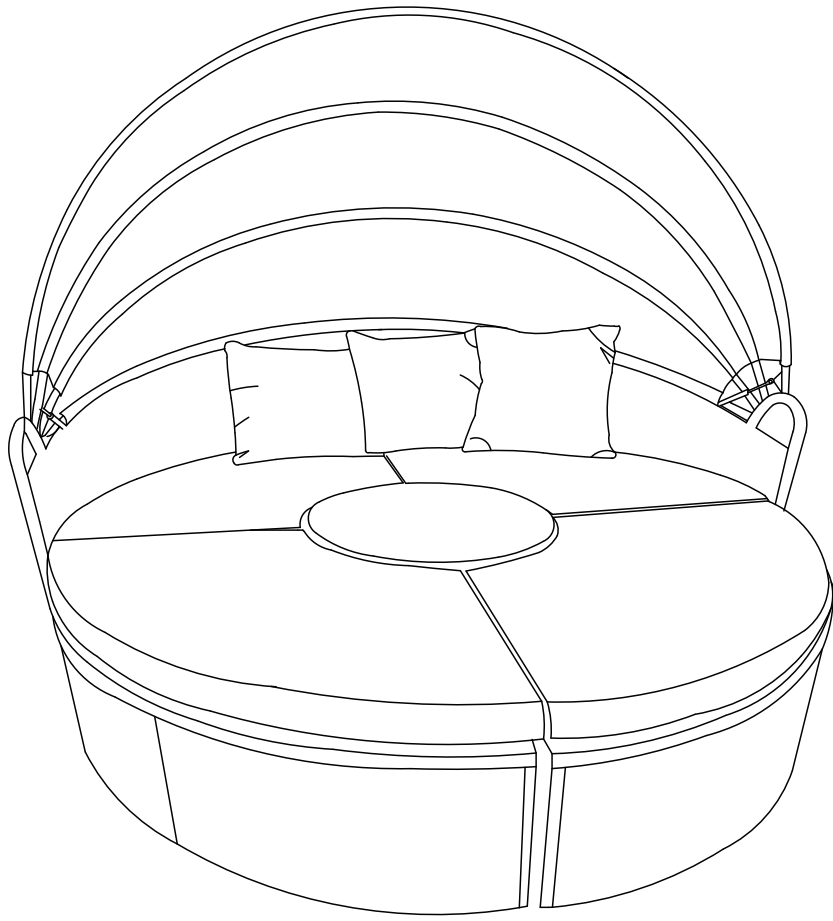
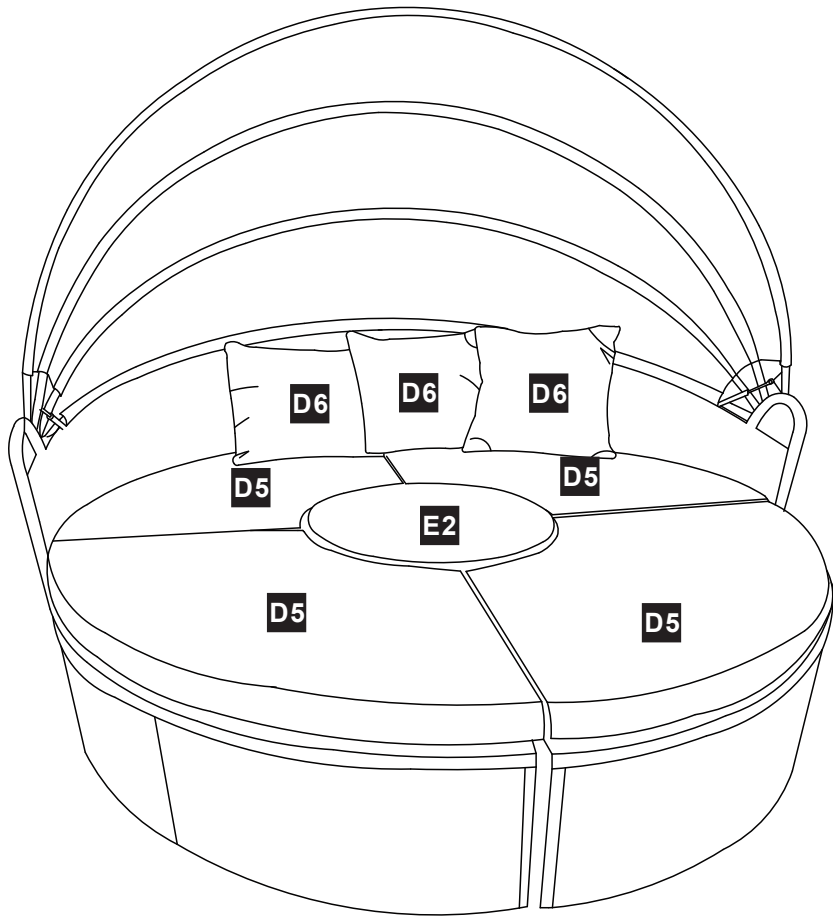


M6*50



V x 4





IMPORTER**EN**

MH STAR UK LTD
Unit 27, Perivale Park, Horsenden lane South
Perivale, UB6 7RH
<https://www.aosom.co.uk>
Made in China

IMPORTATEUR**FR**

MH FRANCE
2 Rue Maurice Hartmann 92130 Issy Les Moulineaux
France
<https://www.aosom.fr>
Fabriqué en Chine

IMPORTADOR POR**ES**

Spanish Aosom, S.L.
C. roc gros no.15. 08550, Els Hostalets de Balenyà, Spain. B66295775
TEL: 931294512
www.aosom.es
atencioncliente@aosom.es
Fabricado en China

IMPORTEUR**DE**

MH Handel GmbH
Wendenstraße 309 D-20537 Hamburg
Germany
<https://www.aosom.de>
Hergestellt in China

IMPORTATO DA**IT**

AOSOM Italy srl
Centro Direzionale Milanofiori Strada 1 Palazzo F1 20057 Assago (MI)
P.I.: 08567220960
<https://www.aosom.it>
Prodotto in Cina