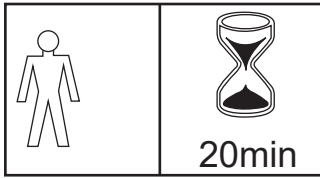


# ASCH 22



Thank you for choosing this furniture.

**BEFORE YOU START ASSEMBLY** please store the carton at room temperature for 48 hours or more so the contents can acclimatise.

**PLEASE RETAIN ALL PACKING UNTIL YOU HAVE COMPLETED ASSEMBLY.**

## Caring for your furniture.

Please avoid placing your furniture close to radiators or other direct sources of heat. Humidity should also be avoided.

Please avoid exposing your furniture to continued bright sunlight as it can affect the colour.

Any fluid spills should be removed as quickly as possible.

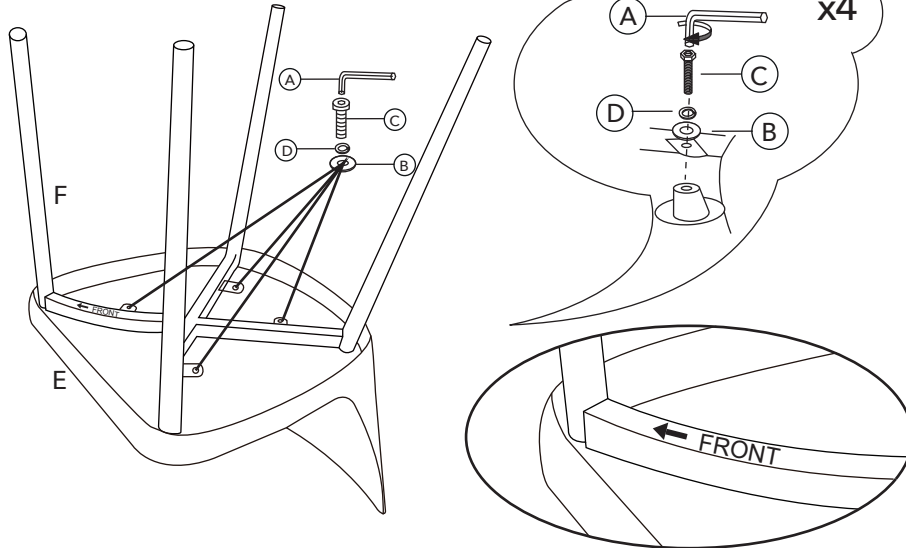
Always lift your furniture when moving as dragging may cause damage to your furniture or flooring.

## After care.



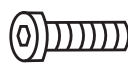



**Wipe the surfaces with a damp cloth and an occasional use of a normal household furniture polish. Please do not use detergents or chemicals on your furniture.**

## PARTS LIST

Build your furniture on a soft clean cover to stop the components from getting marked during assembly.



Handy Hint: insert bolts C into the corresponding holes in the underside of the chairs do not fully tighten. Once all bolts are inserted go back round each bolt and then fully tighten.

 Ax1	 Bx4
 Cx4	 Dx4
 Ex1	 Fx1

## BEFORE YOU START ASSEMBLY

Please check that you have all the correct parts and fittings as detailed in the Parts List above.

In the unlikely event that you require to order spare parts please refer to your delivery note for details of how to order on our Parts Website.

**[www.coreproducts.co.uk/parts](http://www.coreproducts.co.uk/parts)**

BATCH NUMBER

**FENG7266**



**PLEASE RETAIN THIS INSTRUCTION LEAFLET FOR FUTURE REFERENCE.**